

Manpower Analysis by Incident

Key Largo Fire Department

Date Range: From 05/01/2018 to 05/31/2018

Fixed Property:

Company: All Companies

Incident Type	Incident Count	Number Attended	Average Attended	Total Length (hrs)	Average Length (hrs)	Average Man Hours	Total Man Hours
111-Building fire	1	7	7.00	2.43	2.43	17.01	17.01
113-Cooking fire, confined to container	1	6	6.00	0.25	0.25	1.50	1.50
143-Grass fire	1	5	5.00	24.88	24.88	124.40	124.40
300-Rescue, EMS incident, other	2	3	1.50	1.02	0.51	0.70	1.39
311-Medical assist, assist EMS crew	7	18	2.57	3.08	0.44	1.10	7.67
320-Emergency medical service incident, other	7	20	2.86	1.99	0.28	0.82	5.72
321-EMS call, excluding vehicle accident with injury	10	30	3.00	4.27	0.43	1.21	12.10
322-Motor vehicle accident with injuries	10	40	4.00	5.13	0.51	2.15	21.54
323-Motor vehicle/pedestrian accident (MV Ped)	1	6	6.00	0.87	0.87	5.22	5.22
324-Motor vehicle accident with no injuries.	2	4	2.00	0.45	0.23	0.45	0.90
353-Removal of victim(s) from stalled elevator	1	5	5.00	0.13	0.13	0.65	0.65
400-Hazardous condition, other	1	3	3.00	0.22	0.22	0.66	0.66
410-Combustible/flammable gas/liquid condition, other	1	2	2.00	0.42	0.42	0.84	0.84
411-Gasoline or other flammable liquid spill	1	5	5.00	0.25	0.25	1.25	1.25
444-Power line down	1	5	5.00	0.30	0.30	1.50	1.50
445-Arcing, shorted electrical equipment	1	4	4.00	0.43	0.43	1.72	1.72
462-Aircraft standby	1	4	4.00	0.75	0.75	3.00	3.00
500-Service Call, other	1	3	3.00	0.30	0.30	0.90	0.90
511-Lock-out	3	7	2.33	0.54	0.18	0.41	1.23
550-Public service assistance, other	1	5	5.00	0.33	0.33	1.65	1.65
551-Assist police or other governmental agency	2	8	4.00	2.00	1.00	4.00	8.00
553-Public service	1	2	2.00	0.22	0.22	0.44	0.44
571-Cover assignment, standby, moveup	1	4	4.00	0.33	0.33	1.32	1.32
611-Dispatched & canceled en route	5	23	4.60	0.31	0.06	0.29	1.44
651-Smoke scare, odor of smoke	3	8	2.67	1.30	0.43	1.31	3.94
700-False alarm or false call, other	1	2	2.00	0.17	0.17	0.34	0.34
745-Alarm system activation, no fire - unintentional	1	4	4.00	0.53	0.53	2.12	2.12
900-Special type of incident, other	1	3	3.00	5.50	5.50	16.50	16.50
Blank. Incident Type not Entered	0	0	0.00	0.00	0.00	0.00	0.00
Total and Averages for all Incident Types	69	236	3.42	58.40	0.85	244.95	244.95

NFPA Analysis Report

Key Largo Fire Department

Date Range: From 05/01/2018 to 05/31/2018

Fixed Property:

FIRE IN STRUCTURES BY FIXED PROPERTY USE (OCCUPANCY) (All in Section A Incident Type 110-129)	Number of Fires	Number of Civilian Fire Casualties. If none, write 0.		Estimated Property Damage from Fire. If no loss, write 0.
		Deaths	Injuries	
1. Private Dwellings (1 or 2 family), Including mobile homes (FPU 400-419)	1	0	0	\$0
2. Apartments (3 or more families) FPU 429 or FPU 439)	0	0	0	\$0
3. Hotels and Motels (FPU 449)	0	0	0	\$0
4. All other residential (dormitories, boarding houses, tents, etc.) (FPU 459-499)	0	0	0	\$0
5. TOTAL OTHER RESIDENTIAL FIRES (SHOULD BE SUM OF LINES 1 THROUGH 4)	1	0	0	\$0
6. Public Assembly (church, restaurant, clubs, etc.) (FPU 100-199)	0	0	0	\$0
7. Schools and Colleges (FPU 200-299)	0	0	0	\$0
8. Health Care and Penal Institutions (hospitals, nursing homes, prisons, etc.) (FPU 300-399)	0	0	0	\$0
9. Stores and Offices (FPU 500-599)	1	0	0	\$0
10. Industry, Utility, Defense, Laboratories, Manufacturing (FPU 600-799)	0	0	0	\$0
11. Storage in Structures (barns, vehicle storage garages, general storage, etc.) (FPU 800-899)	0	0	0	\$0
12. Other Structures** (outbuildings, bridges, etc.) (FPU 900-999)	0	0	0	\$0
13. TOTALS FOR STRUCTURE FIRES (SHOULD BE SUM OF LINES 5 THROUGH 12)	2	0	0	\$0
B. OTHER FIRE AND INCIDENTS				
14a. Fires in Highway Vehicles (autos, trucks, buses, etc.) (IT 131-132, 136-137)	0	0	0	\$0
14b. Fires in Other Vehicles (planes, trains, ships, construction or farm vehicles, etc.) (IT 130, 133-135, 138)	0	0	0	\$0
15. Fires outside of Structures with Value Involved, but Not Vehicles (outside storage, crops, timber, etc. (IT 140, 141, 161, 162, 164, 170-173)	0	0	0	\$0
16. Fires in Brush, Grass, Wildland (excluding crops and timber) with no value involved. (IT 142-143)	1	0	0	
17. Fires in Rubbish, Including Dumpsters (outside of structures), with no value involved. (IT 150-155)	0	0	0	
18. All Other Fires. (IT 100, 160, 163)	0	0	0	\$0
19. TOTAL FOR FIRES (SHOULD BE SUM OF LINES 13 THROUGH 18)	3	0	0	\$0
20. Rescue, Emergency Medical Responses (ambulance, EMS, rescue) (IT 300-381)	37			
21. False Alarm Responses (malicious or unintentional false calls, system malfunctions, bomb scares) (IT 700-746)	2			
22. Mutual Aid or Assistance Responses Given	6			
23a. Hazardous Materials Responses (spills, leaks, etc.) (IT 410-431)	2			
23b. Other Hazardous Conditions (arcing wires, bomb removal, power line down, etc.) (IT 440-482, 400)	4			
24. All Other Responses (smoke scares, lock-outs, animal rescues, etc.) (IT 200-251, 500-699, 800-911)	15			
25. TOTAL FOR ALL INCIDENTS (SHOULD BE SUM OF LINES 19 THROUGH 24)	69			

Based on what is reported in lines 5 and 13 for number of fire above, please report separately:

Confined fires (e.g., cooking fires confined to cooking vessel, or chimney fire that did not spread beyond chimney, or confined trash fires) IIT 113 - 118), and Nonconfined fires (IT 110 - 112, 120 - 123).

	Number of Confined Fires	Number of Nonconfined Fires
5. Residential Fires (line 5 above)	1	0
13. Structure Fires (line 13 above)	1	1

BREAKDOWN OF FALSE ALARM RESPONSES

1. Malicious, Mischievous False Call (IT 710-715)	0
2. System Malfunction (IT 700-739)	0
3. Unintentional (tripping on interior device accidentally etc.) (IT 740-749)	1
4. Other False Alarms (bomb scares, etc.) (IT 721, 700)	1

Incident Run Log

Key Largo Fire Department

Date Range: From 05/01/2018 to 05/31/2018

Fixed Property:

Company: All Companies

Sorted by: Not selected

Date	FDID	Incident#	Alarm	###	Address	Suite	Type	Lgth
05/01/2018	38032	2018-000288	10:20	9784	OVERSEAS HWY		Lock-out	0.2
05/02/2018	38032	2018-000289	07:45	105	OVERSEAS HWY		Motor vehicle accident with injuries	0.4
05/02/2018	38032	2018-000291	08:46	99.2	OVERSEAS HWY		Motor vehicle accident with injuries	0.3
05/02/2018	38032	2018-000292	10:15	9871	OVERSEAS HWY		Assist police or other governmental agency	1.3
05/03/2018	38032	2018-000294	09:20	9871	OVERSEAS HWY		EMS call, excluding vehicle accident with injury	0.9
05/03/2018	38032	2018-000295	15:22	1015	OVERSEAS HWY		EMS call, excluding vehicle accident with injury	0.3
05/03/2018	38032	2018-000296	16:45	108	OVERSEAS HWY		EMS call, excluding vehicle accident with injury	0.8
05/03/2018	38032	2018-000293	23:50	9763	OVERSEAS HWY		Motor vehicle accident with no injuries.	0.3
05/04/2018	38032	2018-000297	16:38	32	HIBISCUS LANE		Grass fire	24.9
05/05/2018	38032	2018-000298	06:12	118	OVERSEAS HWY		Motor vehicle accident with injuries	0.9
05/05/2018	38032	2018-000299	09:15		CARD SOUND RD		Dispatched & canceled en route	0.0
05/05/2018	38032	2018-000300	09:45	220	REEF DR		Cover assignment, standby, moveup	0.3
05/06/2018	38032	2018-000301	01:05	9795	OVERSEAS HWY		Motor vehicle accident with no injuries.	0.2
05/06/2018	38032	2018-000303	13:44	1010	OVERSEAS HWY		Motor vehicle accident with injuries	0.4
05/06/2018	38032	2018-000302	13:46	19	N BLACKWATER LN		Medical assist, assist EMS crew	0.8
05/06/2018	38032	2018-000304	16:15	555	OCEAN WAY		Smoke scare, odor of smoke	0.5
05/06/2018	38032	2018-000305	22:17	1079	OVERSEAS HWY		Emergency medical service incident, other	0.4
05/07/2018	38032	2018-000308	09:29	9970	OVERSEAS HWY		EMS call, excluding vehicle accident with injury	0.4
05/07/2018	38032	2018-000309	10:10	1034	OVERSEAS HWY		Removal of victim(s) from stalled elevator	0.0
05/07/2018	38032	2018-000310	10:55	100	OCEAN DRIVE		EMS call, excluding vehicle accident with injury	0.8
05/07/2018	38032	2018-000306	11:49	266	LEE AVE		Emergency medical service incident, other	0.4
05/07/2018	38032	2018-000307	12:18	1034	OVERSEAS HWY		Service Call, other	0.3
05/07/2018	38032	2018-000311	12:24	9795	OVERSEAS HWY		Motor vehicle accident with injuries	0.2
05/07/2018	38032	2018-000312	22:31	325	CALUSA STREET		Arcing, shorted electrical equipment	0.0
05/08/2018	38032	2018-000313	12:25	838	SPOONBILL RD		False alarm or false call, other	0.2
05/08/2018	38032	2018-000314	12:52	101.	OVERSEAS HWY		Motor vehicle accident with injuries	0.8
05/08/2018	38032	2018-000315	13:11	9860	OVERSEAS HWY		Rescue, EMS incident, other	0.5
05/08/2018	38032	2018-000316	17:16	236	LEE AVE		EMS call, excluding vehicle accident with injury	0.3
05/09/2018	38032	2018-000317	11:00	1060	OVERSEAS HWY	1403	Medical assist, assist EMS crew	0.5
05/09/2018	38032	2018-000318	16:13	9551	OVERSEAS HWY		Medical assist, assist EMS crew	0.2
05/10/2018	38032	2018-000319	21:57	9540	OVERSEAS HWY		Dispatched & canceled en route	0.0
05/11/2018	38032	2018-000320	12:38	115	BUTTONWOOD AVE		Cooking fire, confined to container	0.3
05/12/2018	38032	2018-000321	06:20	1110	Overseas highway		Emergency medical service incident, other	0.0
05/12/2018	38032	2018-000322	11:55	10	DOLPHIN RD.-104.9-B/S-RIVIERA		Combustible/flammable gas/liquid condition, other	0.4
05/12/2018	38032	2018-000323	13:03	1030	OVERSEAS HWY		Assist police or other governmental agency	0.7
05/12/2018	38032	2018-000325	23:45	1030	OVERSEAS HWY		Motor vehicle/pedestrian accident (MV Ped)	0.9
05/12/2018	38032	2018-000326	23:53	1048	OVERSEAS HWY		Aircraft standby	0.8
05/13/2018	38032	2018-000324	00:38	40	GORDON CIRCLE-102.7-B/S-TWIN L		Rescue, EMS incident, other	0.4
05/13/2018	38032	2018-000327	05:44	130	GUMBO LIMBO DRIVE		EMS call, excluding vehicle accident with injury	0.3
05/13/2018	38032	2018-000328	08:58	9745	OVERSEAS HWY		Alarm system activation, no fire - unintentional	0.5
05/14/2018	38032	2018-000329	07:19	26	SEXTON COVE RD		Medical assist, assist EMS crew	0.6
05/14/2018	38032	2018-000331	08:10	9967	OVERSEAS HWY		Gasoline or other flammable liquid spill	0.3
05/14/2018	38032	2018-000330	09:17	1014	OVERSEAS HWY		Lock-out	0.2
05/14/2018	38032	2018-000332	12:18	1014	OVERSEAS HWY		Dispatched & canceled en route	0.1
05/14/2018	38032	2018-000333	12:43	51	SHORELAND DRIVE		Dispatched & canceled en route	0.1
05/16/2018	38032	2018-000334	00:16	1065	OVERSEAS HWY		Lock-out	0.1
05/16/2018	38032	2018-000335	20:23	104	OVERSEAS HWY		EMS call, excluding vehicle accident with injury	0.4
05/17/2018	38032	2018-000337	10:46	1003	OVERSEAS HWY		Smoke scare, odor of smoke	0.1
05/17/2018	38032	2018-000336	22:28	528	CARIBBEAN DR		Emergency medical service incident, other	0.4
05/17/2018	38032	2018-000338	23:00	32	HIBISCUS LN		Emergency medical service incident, other	0.0
05/19/2018	38032	2018-000339	07:24	32	S BLACKWATER LN		Emergency medical service incident, other	0.3
05/19/2018	38032	2018-000340	17:58		BROADWAY BLVD		Dispatched & canceled en route	0.2
05/21/2018	38032	2018-000341	06:40	102	OVERSEAS HWY		Motor vehicle accident with injuries	0.9
05/21/2018	38032	2018-000343	14:20	1065	OVERSEAS HWY		Medical assist, assist EMS crew	0.3
05/21/2018	38032	2018-000342	15:24	80	SEAGATE BLVD		Motor vehicle accident with injuries	0.4
05/22/2018	38032	2018-000344	07:42	1	EAST DRIVE		EMS call, excluding vehicle accident with injury	0.2
05/22/2018	38032	2018-000345	14:35	1	EAST DRIVE		EMS call, excluding vehicle accident with injury	0.1
05/22/2018	38032	2018-000346	21:33	1006	OVERSEAS HWY		Building fire	2.4
05/23/2018	38032	2018-000347	19:00	916	RED BIRD RD		Hazardous condition, other	0.2








Date	FDID	Incident#	Alarm	###	Address	Suite	Type	Lgth
05/24/2018	38032	2018-000351	13:10	1	EAST DRIVE		Public service	0.2
05/24/2018	38032	2018-000350	20:44	51	ROCK HARBOR DRIVE		Medical assist, assist EMS crew	0.2
05/25/2018	38032	2018-000349	07:10	1048	OVERSEAS HWY		Special type of incident, other	5.5
05/25/2018	38032	2018-000348	21:16	MM1	OVERSEAS HWY		Motor vehicle accident with injuries	0.6
05/26/2018	38032	2018-000352	12:25	1302	ALMAY ST		Public service assistance, other	0.3
05/26/2018	38032	2018-000355	18:12	MM	OVERSEAS HWY		Smoke scare, odor of smoke	0.7
05/27/2018	38032	2018-000353	11:12	154	BUTTONWOOD AVE		Power line down	0.3
05/27/2018	38032	2018-000356	17:57	18	S BLACKWATER LN		Medical assist, assist EMS crew	0.5
05/28/2018	38032	2018-000354	14:28	45	BONEFISH AVE		Emergency medical service incident, other	0.1
05/29/2018	38032	2018-000357	13:23	99	OVERSEAS HWY		Motor vehicle accident with injuries	0.2

Total Number of Incidents: 69
Total Length of Incidents: 57.2 Hours

Alarms by Day of Week

Key Largo Fire Department

Date Range: From 05/01/2018 to 05/31/2018
Fixed Property:

Day of Week		Totals
Sunday		10
Monday		16
Tuesday		9
Wednesday		8
Thursday		10
Friday		4
Saturday		12

No Date 0
Total Alarms 69