

Manpower Analysis by Incident

Key Largo Fire Department

Date Range: From 08/01/2017 to 08/31/2017

Fixed Property:

Company: All Companies

Incident Type	Incident Count	Number Attended	Average Attended	Total Length (hrs)	Average Length (hrs)	Average Man Hours	Total Man Hours
160-Special outside fire, other	1	2	2.00	0.57	0.57	1.14	1.14
162-Outside equipment fire	1	4	4.00	0.63	0.63	2.52	2.52
220-Overpressure rupture from air or gas, other	1	2	2.00	0.93	0.93	1.86	1.86
300-Rescue, EMS incident, other	1	3	3.00	0.25	0.25	0.75	0.75
311-Medical assist, assist EMS crew	10	32	3.20	3.68	0.37	1.20	11.96
320-Emergency medical service incident, other	3	7	2.33	0.66	0.22	0.47	1.40
321-EMS call, excluding vehicle accident with injury	15	42	2.80	5.81	0.39	1.12	16.84
322-Motor vehicle accident with injuries	11	53	4.82	11.16	1.01	5.50	60.45
323-Motor vehicle/pedestrian accident (MV Ped)	2	10	5.00	0.48	0.24	1.17	2.34
324-Motor vehicle accident with no injuries.	1	5	5.00	0.25	0.25	1.25	1.25
400-Hazardous condition, other	1	6	6.00	0.55	0.55	3.30	3.30
412-Gas leak (natural gas or LPG)	1	3	3.00	0.57	0.57	1.71	1.71
511-Lock-out	1	3	3.00	0.10	0.10	0.30	0.30
553-Public service	2	6	3.00	0.55	0.28	0.83	1.65
611-Dispatched & canceled en route	4	10	2.50	0.18	0.04	0.12	0.46
622-No incident found on arrival at dispatch address	3	9	3.00	0.93	0.31	0.97	2.90
631-Authorized controlled burning	1	6	6.00	0.25	0.25	1.50	1.50
652-Steam, vapor, fog or dust thought to be smoke	1	5	5.00	0.08	0.08	0.40	0.40
700-False alarm or false call, other	1	3	3.00	0.38	0.38	1.14	1.14
735-Alarm system sounded due to malfunction	1	4	4.00	12.52	12.52	50.08	50.08
743-Smoke detector activation, no fire - unintentional	1	5	5.00	0.18	0.18	0.90	0.90
745-Alarm system activation, no fire - unintentional	5	13	2.60	1.45	0.29	0.71	3.57
Blank. Incident Type not Entered	0	0	0.00	0.00	0.00	0.00	0.00
Total and Averages for all Incident Types	68	233	3.43	42.16	0.62	168.42	

NFPA Analysis Report

Key Largo Fire Department

Date Range: From 08/01/2017 to 08/31/2017

Fixed Property:

FIRE IN STRUCTURES BY FIXED PROPERTY USE (OCCUPANCY) (All in Section A Incident Type 110-129)	Number of Fires	Number of Civilian Fire Casualties. If none, write 0.		Estimated Property Damage from Fire. If no loss, write 0.
		Deaths	Injuries	
1. Private Dwellings (1 or 2 family), Including mobile homes (FPU 400-419)	0	0	0	\$0
2. Apartments (3 or more families) FPU 429 or FPU 439)	0	0	0	\$0
3. Hotels and Motels (FPU 449)	0	0	0	\$0
4. All other residential (dormitories, boarding houses, tents, etc.) (FPU 459-499)	0	0	0	\$0
5. TOTAL OTHER RESIDENTIAL FIRES (SHOULD BE SUM OF LINES 1 THROUGH 4)	0	0	0	\$0
6. Public Assembly (church, restaurant, clubs, etc.) (FPU 100-199)	0	0	0	\$0
7. Schools and Colleges (FPU 200-299)	0	0	0	\$0
8. Health Care and Penal Institutions (hospitals, nursing homes, prisons, etc.) (FPU 300-399)	0	0	0	\$0
9. Stores and Offices (FPU 500-599)	0	0	0	\$0
10. Industry, Utility, Defense, Laboratories, Manufacturing (FPU 600-799)	0	0	0	\$0
11. Storage in Structures (barns, vehicle storage garages, general storage, etc.) (FPU 800-899)	0	0	0	\$0
12. Other Structures** (outbuildings, bridges, etc.) (FPU 900-999)	0	0	0	\$0
13. TOTALS FOR STRUCTURE FIRES (SHOULD BE SUM OF LINES 5 THROUGH 12)	0	0	0	\$0
B. OTHER FIRE AND INCIDENTS				
14a. Fires in Highway Vehicles (autos, trucks, buses, etc.) (IT 131-132, 136-137)	0	0	0	\$0
14b. Fires in Other Vehicles (planes, trains, ships, construction or farm vehicles, etc.) (IT 130, 133-135, 138)	0	0	0	\$0
15. Fires outside of Structures with Value Involved, but Not Vehicles (outside storage, crops, timber, etc. (IT 140, 141, 161, 162, 164, 170-173)	1	0	0	\$0
16. Fires in Brush, Grass, Wildland (excluding crops and timber) with no value involved. (IT 142-143)	0	0	0	\$4,600
17. Fires in Rubbish, Including Dumpsters (outside of structures), with no value involved. (IT 150-155)	0	0	0	
18. All Other Fires. (IT 100, 160, 163)	1	0	0	\$4,600
19. TOTAL FOR FIRES (SHOULD BE SUM OF LINES 13 THROUGH 18)	2	0	0	\$4,600
20. Rescue, Emergency Medical Responses (ambulance, EMS, rescue) (IT 300-381)	43			
21. False Alarm Responses (malicious or unintentional false calls, system malfunctions, bomb scares) (IT 700-746)	8			
22. Mutual Aid or Assistance Responses Given	0			
23a. Hazardous Materials Responses (spills, leaks, etc.) (IT 410-431)	1			
23b. Other Hazardous Conditions (arcing wires, bomb removal, power line down, etc.) (IT 440-482, 400)	1			
24. All Other Responses (smoke scares, lock-outs, animal rescues, etc.) (IT 200-251, 500-699, 800-911)	13			
25. TOTAL FOR ALL INCIDENTS (SHOULD BE SUM OF LINES 19 THROUGH 24)	68			
Based on what is reported in lines 5 and 13 for number of fire above, please report separately: Confined fires (e.g., cooking fires confined to cooking vessel, or chimney fire that did not spread beyond chimney, or confined trash fires) IIT 113 - 118), and Nonconfined fires (IT 110 - 112, 120 - 123).				
	Number of Confined Fires		Number of Nonconfined Fires	
5. Residential Fires (line 5 above)	0		0	
13. Structure Fires (line 13 above)	0		0	
BREAKDOWN OF FALSE ALARM RESPONSES				
1. Malicious, Mischievous False Call (IT 710-715)	0			
2. System Malfunction (IT 700-739)	1			
3. Unintentional (tripping on Interior device accidentally etc.) (IT 740-749)	6			
4. Other False Alarms (bomb scares, etc.) (IT 721, 700)	1			

Incident Run Log

Key Largo Fire Department

Date Range: From 08/01/2017 to 08/31/2017

Fixed Property:

Company: All Companies

Sorted by: Not selected

Date	FDID	Incident#	Alarm	###	Address	Suite	Type	Lgth
08/02/2017	38032	2017-000650	16:02	320	BELMONT LANE		Public service	0.3
08/02/2017	38032	2017-000652	16:22	403	LAGUNA AVE		EMS call, excluding vehicle accident with injury	0.4
08/02/2017	38032	2017-000651	18:09	320	BELMONT LANE		Public service	0.0
08/03/2017	38032	2017-000605	12:00	9985	OVERSEAS HWY		Medical assist, assist EMS crew	0.3
08/03/2017	38032	2017-000606	12:35	1000	TAMARIND ROAD		Medical assist, assist EMS crew	0.3
08/04/2017	38032	2017-000607	11:39	1014	OVERSEAS HWY		Medical assist, assist EMS crew	0.3
08/04/2017	38032	2017-000608	16:30	105	OVERSEAS HIGHWAY		Motor vehicle accident with injuries	0.7
08/04/2017	38032	2017-000609	23:25	C5	COUNTY RD 905		Motor vehicle accident with injuries	1.2
08/05/2017	38032	2017-000610	13:13	9967	OVERSEAS HWY		Motor vehicle/pedestrian accident (MV Ped)	0.3
08/05/2017	38032	2017-000611	13:47	815	OCEANA AVE		Smoke detector activation, no fire - unintentional	0.2
08/05/2017	38032	2017-000612	14:50	103	OVERSEAS HWY		Motor vehicle accident with no injuries.	0.3
08/06/2017	38032	2017-000613	18:25	1040	OVERSEAS HWY		Emergency medical service incident, other	0.3
08/07/2017	38032	2017-000614	01:20	1060	OVERSEAS HWY		Emergency medical service incident, other	0.3
08/07/2017	38032	2017-000616	09:12	193	BAHAMA AVE		Medical assist, assist EMS crew	0.0
08/07/2017	38032	2017-000615	10:21	187	GRASSY RD		Medical assist, assist EMS crew	0.6
08/07/2017	38032	2017-000617	17:38	989	VALENCIA ROAD		No incident found on arrival at dispatch address	0.0
08/08/2017	38032	2017-000618	01:04	1010	OVERSEAS HIGHWAY		Alarm system activation, no fire - unintentional	0.0
08/08/2017	38032	2017-000619	09:21	39	PIGEON DR		EMS call, excluding vehicle accident with injury	0.5
08/08/2017	38032	2017-000620	12:31	1010	OVERSEAS HIGHWAY		Alarm system activation, no fire - unintentional	0.0
08/08/2017	38032	2017-000621	21:35	9900	OVERSEAS HIGHWAY		Lock-out	0.0
08/09/2017	38032	2017-000623	08:01	268	LOWER MATECUMBE RD		Dispatched & canceled en route	0.1
08/09/2017	38032	2017-000622	13:24	325	CALOOSA STREET	513	Medical assist, assist EMS crew	0.6
08/09/2017	38032	2017-000624	14:59	35	BUNTING DR		EMS call, excluding vehicle accident with injury	0.9
08/09/2017	38032	2017-000625	20:15	986	GIBRALTAR ROAD		Authorized controlled burning	0.3
08/10/2017	38032	2017-000626	07:46	106	OVERSEAS HWY.		Motor vehicle accident with injuries	1.1
08/10/2017	38032	2017-000627	11:56		MARINA AVE		Motor vehicle/pedestrian accident (MV Ped)	0.2
08/11/2017	38032	2017-000629	12:24	111	OVERSEAS HWY		Motor vehicle accident with injuries	4.0
08/11/2017	38032	2017-000630	16:58	103	OVERSEAS HWY		Motor vehicle accident with injuries	0.8
08/11/2017	38032	2017-000632	23:40	728	LARGO RD		EMS call, excluding vehicle accident with injury	0.6
08/12/2017	38032	2017-000633	00:23	432	4TH RD		EMS call, excluding vehicle accident with injury	0.3
08/12/2017	38032	2017-000628	15:18	9955	OVERSEAS HWY		Steam, vapor, fog or dust thought to be smoke	0.1
08/12/2017	38032	2017-000631	22:12	1079	OVERSEAS HWY		Motor vehicle accident with injuries	1.2
08/13/2017	38032	2017-000636	10:03	99	MARINA AVE		EMS call, excluding vehicle accident with injury	0.3
08/13/2017	38032	2017-000637	10:31	99	MARINA AVE		EMS call, excluding vehicle accident with injury	0.3
08/13/2017	38032	2017-000638	14:31	956	SHAW DRIVE		No incident found on arrival at dispatch address	0.2
08/13/2017	38032	2017-000634	14:36	107	OVERSEAS HWY		Motor vehicle accident with injuries	0.4
08/13/2017	38032	2017-000639	14:41	703	NORTH EMERALD DRIVE		Overpressure rupture from air or gas, other	0.9
08/13/2017	38032	2017-000635	16:10	3	NORWOOD AVE		Medical assist, assist EMS crew	0.3
08/13/2017	38032	2017-000640	17:16	1010	OVERSEAS HWY		No incident found on arrival at dispatch address	0.0
08/14/2017	38032	2017-000641	07:07	1015	OVERSEAS HIGHWAY		Special outside fire, other	0.6
08/14/2017	38032	2017-000642	10:32	1040	OVERSEAS HWY		False alarm or false call, other	0.4
08/14/2017	38032	2017-000643	22:23	401	3RD STREET		Medical assist, assist EMS crew	0.3
08/15/2017	38032	2017-000644	13:00	1	EAST DRIVE		Rescue, EMS incident, other	0.3
08/16/2017	38032	2017-000645	07:20	47	JEAN LA FITTE		Dispatched & canceled en route	0.1
08/18/2017	38032	2017-000646	07:12	1040	Overseas hwy		Hazardous condition, other	0.0
08/18/2017	38032	2017-000647	19:40	21	Garden Cove		EMS call, excluding vehicle accident with injury	0.3
08/19/2017	38032	2017-000648	02:13	1060	OVERSEAS HWY UNIT 2301		EMS call, excluding vehicle accident with injury	0.5
08/19/2017	38032	2017-000649	06:40	437	4TH ROAD		EMS call, excluding vehicle accident with injury	0.0
08/19/2017	38032	2017-000653	08:24	9745	OVERSEAS HIGHWAY		Alarm system activation, no fire - unintentional	0.3
08/19/2017	38032	2017-000654	11:25	36	JANET PLACE		Alarm system activation, no fire - unintentional	0.1
08/20/2017	38032	2017-000655	06:14	100	OVERSEAS HIGHWAY		Motor vehicle accident with injuries	0.0
08/21/2017	38032	2017-000656	18:17	138	1ST RD.-104-O/S-LARGO SOUND		Outside equipment fire	0.6
08/22/2017	38032	2017-000657	08:55		TARPON BASIN DRIVE		Motor vehicle accident with injuries	0.1
08/23/2017	38032	2017-000658	12:47	9750	OVERSEAS HWY	313	Alarm system sounded due to malfunction	12.5
08/23/2017	38032	2017-000659	15:05	18	DOLPHIN		EMS call, excluding vehicle accident with injury	0.0
08/23/2017	38032	2017-000660	17:41	102	OCEAN SHORES DRIVE		EMS call, excluding vehicle accident with injury	0.3
08/24/2017	38032	2017-000661	20:20	1062	Overseas		EMS call, excluding vehicle accident with injury	0.3
08/24/2017	38032	2017-000662	21:05	58	GARDEN COVE		Emergency medical service incident, other	0.1
08/25/2017	38032	2017-000663	15:30	1000	OVERSEAS HIGHWAY		Alarm system activation, no fire - unintentional	0.5

Date	FDID	Incident#	Alarm	###	Address	Suite	Type	Lgth
08/25/2017	38032	2017-000664	18:58	1000	OVERSEAS HIGHWAY		Dispatched & canceled en route	0.0
08/25/2017	38032	2017-000665	19:55	208	WILDWOOD CIRCLE		Dispatched & canceled en route	0.0
08/26/2017	38032	2017-000667	21:02	100	OVERSEAS HWY		EMS call, excluding vehicle accident with injury	0.0
08/26/2017	38032	2017-000669	21:40	34	HARRY DAVIS CIRCLE-100.9		Medical assist, assist EMS crew	0.0
08/26/2017	38032	2017-000666	23:32	95M	OVERSEAS HWY		Motor vehicle accident with injuries	0.0
08/27/2017	38032	2017-000668	04:05	64	TRANSLVANIA		EMS call, excluding vehicle accident with injury	0.0
08/27/2017	38032	2017-000670	12:21	29	BUNTING		Medical assist, assist EMS crew	0.3
08/29/2017	38032	2017-000671	14:31	1079	OVERSEAS HWY		Motor vehicle accident with injuries	0.5
08/31/2017	38032	2017-000672	11:08	106	OVERSEAS		Gas leak (natural gas or LPG)	0.6

Total Number of Incidents: 68








Total Length of Incidents: 36.8 Hours

Alarms by Day of Week

Key Largo Fire Department

Date Range: From 08/01/2017 to 08/31/2017

Fixed Property:

Day of Week		Totals
Sunday		11
Monday		8
Tuesday		7
Wednesday		11
Thursday		7
Friday		11
Saturday		13

No Date 0
Total Alarms 68