

51.25  
Water Usage Calculations



AK / RE	1589739 / 00560090-000000
Owner	KEY LARGO VOLUNTIER FIRE DEP
Client	KEY LARGO VOLUNTIER FIRE DEP
FKLA Meter #	183185777
FKLA Location ID	27960
FKLA Customer ID	553007
Property Type Code	86
Service Address	120 Reef Dr
Service City	Key Largo
Year Assessed	2008
RES or Non-RES	Nonres
Most Current Year in Study	2015
EDU Ordinarily Assessed	7.2
Comment: EDU	7.2
Basic EDU	0.0
# Months Studied	12
Calculation Date	12.10.15

RAW	AVGMO	120,200
RAW	EDU	40,067
3 STD	AVGMO	120,200
3 STD	EDU	40,067
2 STD	AVGMO	120,200
2 STD	EDU	40,067

64 E Calculation	
Total Sq Ft	
DW By # Units	
Sq Ft per Unit	
DW By 100	
X 15 / 167	
EDU	0.0

Year	Month	Monthly Consumption (Gal)	Monthly Consumption Removing Exemptions (Gal)	Monthly Consumption With Mean Substitutions (Gal)	Monthly Consumption 3 STD DEV Correction	Monthly Consumption 2 STD DEV Correction	3 Consecutive Months	3 Month Consumption (Gal)	3 Month Consumption (Gal) 3 STD DEV	3 Month Consumption (Gal) 2 STD DEV
2015	DEC	18700	18700	18700	18700	18700	DEC-NOV-OCT	61,500	61,500	61,500
	NOV	21700	21700	21700	21700	21700	NOV-OCT-SEPT	60,800	60,800	60,800
	OCT	21100	21100	21100	21100	21100	OCT-SEPT-AUG	63,000	63,000	63,000
	SEPT	18000	18000	18000	18000	18000	SEPT-AUG-JULY	71,000	71,000	71,000
	AUG	23900	23900	23900	23900	23900	AUG-JULY-JUNE	62,000	62,000	62,000
	JULY	29100	29100	29100	29100	29100	JULY-JUNE-MAY	47,500	47,500	47,500
	JUNE	9000	9000	9000	9000	9000	JUNE-MAY-APR	60,000	60,000	60,000
	MAY	9400	9400	9400	9400	9400	MAY-APR-MAR	86,300	86,300	86,300
	APR	41600	41600	41600	41600	41600	APR-MAR-FEB	111,200	111,200	111,200
	MAR	35300	35300	35300	35300	35300	MAR-FEB-JAN	113,600	113,600	113,600
	FEB	34800	34800	34800	34800	34800	FEB-JAN-DEC	113,800	113,800	113,800
	JAN	43500	43500	43500	43500	43500	JAN-DEC-NOV	117,400	117,400	117,400
2014	DEC	35500	35500	35500	35500	35500	DEC-NOV-OCT	116,200	116,200	116,200
	NOV	38400	38400	38400	38400	38400	NOV-OCT-SEPT	120,200	120,200	120,200
	OCT	37300	37300	37300	37300	37300	OCT-SEPT-AUG	120,000	120,000	120,000
	SEPT	40500	40500	40500	40500	40500	SEPT-AUG-JULY	120,000	120,000	120,000
	AUG	42400	42400	42400	42400	42400	AUG-JULY-JUNE	118,500	118,500	118,500
	JULY	37100	37100	37100	37100	37100	JULY-JUNE-MAY	117,700	117,700	117,700
	JUNE	39000	39000	39000	39000	39000	JUNE-MAY-APR	116,300	116,300	116,300
	MAY	41600	41600	41600	41600	41600	MAY-APR-MAR	118,900	118,900	118,900
	APR	35700	35700	35700	35700	35700	APR-MAR-FEB	113,200	113,200	113,200
	MAR	39600	39600	39600	39600	39600	MAR-FEB-JAN	117,000	117,000	117,000
	FEB	37900	37900	37900	37900	37900	FEB-JAN-DEC	114,400	114,400	114,400
	JAN	39500	39500	39500	39500	39500	JAN-DEC-NOV	117,500	117,500	117,500
2013	DEC	37000	37000	37000	37000	37000	DEC-NOV-OCT	113,400	113,400	113,400
	NOV	41000	41000	41000	41000	41000	NOV-OCT-SEPT	109,000	109,000	109,000
	OCT	33600	33600	33600	33600	33600	OCT-SEPT-AUG	109,000	109,000	109,000
	SEPT	38800	38800	38800	38800	38800	SEPT-AUG-JULY	109,200	109,200	109,200
	AUG	36600	36600	36600	36600	36600	AUG-JULY-JUNE	76,100	76,100	76,100
	JULY	33800	33800	33800	33800	33800	JULY-JUNE-MAY	69,700	69,700	69,700
	JUNE	5700	5700	5700	5700	5700	JUNE-MAY-APR	71,700	71,700	71,700
	MAY	30200	30200	30200	30200	30200	MAY-APR-MAR	99,500	99,500	99,500
	APR	35800	35800	35800	35800	35800	APR-MAR-FEB	107,400	107,400	107,400
	MAR	33500	33500	33500	33500	33500	MAR-FEB-JAN	110,100	110,100	110,100
	FEB	38100	38100	38100	38100	38100	FEB-JAN-DEC	110,100	110,100	110,100
	JAN	38500	38500	38500	38500	38500	JAN-DEC-NOV	110,100	110,100	110,100

Average	32599	32599	32599	32599	32599	32599
Std Dev	10005.56353	10005.56353	10005.56353	10005.56353	10005.56353	10005.56353

O-EDU'S

FKAA

027960-583007 2" meter with a 5/8" detector Key Largo Volunteer Fire Dept. #25  
220 Reef Drive, Key Largo (No. Station)

Location: 027960 220 REEF L10 B5 (NO STATION) DR KEY LARGO FL 3  
 Station Class: [REDACTED] Zone: AREA 5  
 Customer: 583007 - KEY LARGO VOLUNTEER FIRE DEP  
 Mailing Address: 1 EAST DR KEY LARGO FL USA 33037 (305) 451-2700 Ext. 0000  
 Credit Rating: [REDACTED]  
 Past Due  
 Current  
 Unposted  
 Account Balance  
 Last Payment 1/5/  
 Deposit

Transactions		Consumption Analysis		Statements		Service		Other	
Date	Service T...	Reading	Readi...	Meter	Days	Consumption	Total	Units/Day	\$/Day
1/8/2016	W FIRE	26.00	Actual	1834414445	35	0.00	\$63.86	0.00	\$1.82
1/8/2016	W NONRES	12390...	Actual	1831825777	35	22500.00	\$242.56	642.86	\$6.93
12/4/2015	W FIRE	26.00	Actual	1834414445	28	0.00	\$63.86	0.00	\$2.28
12/4/2015	W NONRES	12165...	Actual	1831825777	28	18700.00	\$220.37	667.86	\$7.87
11/6/2015	W FIRE	26.00	Actual	1834414445	32	0.00	\$63.86	0.00	\$2.00
11/6/2015	W NONRES	11978...	Actual	1831825777	32	21700.00	\$237.89	678.13	\$7.43
10/5/2015	W FIRE	26.00	Actual	1834414445	34	100.00	\$64.44	2.94	\$1.90
10/5/2015	W NONRES	11761...	Actual	1831825777	34	21100.00	\$234.38	620.59	\$6.89
9/1/2015	W FIRE	25.00	Actual	1834414445	29	0.00	\$63.18	0.00	\$2.18
9/1/2015	W NONRES	11550...	Actual	1831825777	29	18000.00	\$214.02	620.69	\$7.38
8/3/2015	W FIRE	25.00	Actual	1834414445	28	0.00	\$63.18	0.00	\$2.26
8/3/2015	W NONRES	11370...	Actual	1831825777	28	23900.00	\$248.12	853.57	\$8.86
7/6/2015	W FIRE	25.00	Actual	1834414445	35	100.00	\$63.76	2.86	\$1.82
7/6/2015	W NONRES	11131...	Actual	1831825777	35	29100.00	\$278.18	831.43	\$7.95
6/1/2015	W FIRE	24.00	Actual	1834414445	28	0.00	\$63.18	0.00	\$2.26
6/1/2015	W NONRES	10840...	Actual	1831825777	28	9000.00	\$162.00	321.43	\$5.79
5/4/2015	W FIRE	24.00	Actual	1834414445	28	0.00	\$63.18	0.00	\$2.26
5/4/2015	W NONRES	10750...	Actual	1831825777	28	9400.00	\$164.31	335.71	\$5.87
4/6/2015	W NONRES	10656...	Actual	1831825777	33	41600.00	\$350.43	1260.61	\$10.62
4/6/2015	W FIRE	24.00	Actual	1834414445	33	200.00	\$64.34	6.06	\$1.95
3/4/2015	W NONRES	10240...	Actual	1831825777	28	35300.00	\$314.01	1260.71	\$11.21
3/4/2015	W FIRE	22.00	Actual	1834414445	28	600.00	\$66.65	21.43	\$2.38
2/4/2015	W NONRES	9887.00	Actual	1831825777	28	34800.00	\$311.12	1242.86	\$11.11
2/4/2015	W FIRE	16.00	Actual	1834414445	28	0.00	\$63.18	0.00	\$2.26
1/7/2015	W NONRES	9539.00	Actual	1831825777	35	43500.00	\$361.41	1242.86	\$10.33
1/7/2015	W FIRE	16.00	Actual	1834414445	35	0.00	\$63.18	0.00	\$1.81
12/3/2014	W NONRES	9104.00	Actual	1831825777	28	35500.00	\$315.17	1267.86	\$11.26
12/3/2014	W FIRE	16.00	Actual	1834414445	28	0.00	\$63.18	0.00	\$2.26
11/5/2014	W NONRES	8749.00	Actual	1831825777	33	38400.00	\$331.93	1163.64	\$10.06
11/5/2014	W FIRE	16.00	Actual	1834414445	33	0.00	\$63.18	0.00	\$1.91
10/3/2014	W NONRES	8365.00	Actual	1831825777	29	37300.00	\$321.11	1286.21	\$11.07
10/3/2014	W FIRE	16.00	Actual	1834414445	29	400.00	\$64.61	13.79	\$2.23
9/4/2014	W NONRES	7992.00	Actual	1831825777	30	40500.00	\$339.35	1350.00	\$11.31
9/4/2014	W FIRE	12.00	Actual	1834414445	30	0.00	\$63.18	0.00	\$2.10

net - isolate the leak

System Date: 4/29/2016 3:36:03 PM  
User Date 4/29/2016

#25

Florida Keys Aqueduct Authority  
Document History by Location

Page: 0  
User: cmeder

1

Location: 027960 Address: 220 REEF I10 B5 (NO STATION) DR KEY LARGO FL 33037  
Customer: 583007 KEY LARGO VOLUNTEER FIRE DEP  
Including: Work, Open, History, Voided

Last Bill Date 4/6/2016  
Last Payment Date 4/26/2016

Last Bill Balance \$298.24  
Current Balance \$0.00

Date	Document	Type	Connection	Consumption	Amount	Running Balance
4/4/2016	READ00006589305	History METER <i>-#445</i>	3 W FIRE <i>meter</i>	0		
4/4/2016	READ00006589306	History METER <i>#777</i>	4 W NONRES	211.00		
3/3/2016	READ00006537350	History METER	3 W FIRE <i>meter</i>	0		
3/3/2016	READ00006537351	History METER	4 W NONRES	206.00		
2/4/2016	READ00006479216	History METER	3 W FIRE	0		
2/4/2016	READ00006479217	History METER	4 W NONRES	170.00		
1/8/2016	READ00006414054	History METER	3 W FIRE	0		
1/8/2016	READ00006414055	History METER	4 W NONRES	225.00		
12/4/2015	READ00006356192	History METER	3 W FIRE	0		
12/4/2015	READ00006356193	History METER	4 W NONRES	187		
11/6/2015	READ00006307247	History METER	3 W FIRE	0		
11/6/2015	READ00006307248	History METER	4 W NONRES	217		
10/5/2015	READ00006252986	History METER	3 W FIRE	1		
10/5/2015	READ00006252987	History METER	4 W NONRES	211		
9/1/2015	READ00006200136	History METER	3 W FIRE			
9/1/2015	READ00006200137	History METER	4 W NONRES	180		
8/3/2015	READ00006146558	History METER	3 W FIRE			
8/3/2015	READ00006146559	History METER	4 W NONRES	239		
7/6/2015	READ00006086925	History METER	3 W FIRE	1		
7/6/2015	READ00006086926	History METER	4 W NONRES	291		
6/1/2015	READ00006017382	History METER	3 W FIRE			
6/1/2015	READ00006017383	History METER	4 W NONRES	90		
2015	READ00005964878	History METER	3 W FIRE			
2015	READ00005964879	History METER	4 W NONRES	94		
4/6/2015	READ00005866853	History METER	3 W FIRE	2		
4/6/2015	READ00005866852	History METER	4 W NONRES	416		
3/4/2015	READ00005813198	History METER	3 W FIRE	6		
3/4/2015	READ00005813197	History METER	4 W NONRES	353		
2/4/2015	READ00005760188	History METER	3 W FIRE			
2/4/2015	READ00005760187	History METER	4 W NONRES	348		
1/7/2015	READ00005707299	History METER	3 W FIRE			
1/7/2015	READ00005707298	History METER	4 W NONRES	435		
12/3/2014	READ00005655576	History METER	3 W FIRE			
12/3/2014	READ00005655575	History METER	4 W NONRES	355		
11/5/2014	READ00005602466	History METER	3 W FIRE			
11/5/2014	READ00005602465	History METER	4 W NONRES	384		
10/3/2014	READ00005549750	History METER	3 W FIRE	4		
10/3/2014	READ00005549749	History METER	4 W NONRES	373		
9/4/2014	READ00005498005	History METER	3 W FIRE	3		
9/4/2014	READ00005498004	History METER	4 W NONRES	405		
8/5/2014	READ00005444909	History METER	3 W FIRE	2		
8/5/2014	READ00005444908	History METER	4 W NONRES	424		
7/3/2014	READ00005393297	History METER	3 W FIRE	1		
7/3/2014	READ00005393296	History METER	4 W NONRES	371		
6/4/2014	READ00005340006	History METER	3 W FIRE	1		
6/4/2014	READ00005340005	History METER	4 W NONRES	390		
5/5/2014	READ00005285990	History METER	3 W FIRE			
5/5/2014	READ00005285989	History METER	4 W NONRES	416		
4/3/2014	READ00005233136	History METER	3 W FIRE	1		
4/3/2014	READ00005233135	History METER	4 W NONRES	357		
3/5/2014	READ00005179758	History METER	3 W FIRE			
3/5/2014	READ00005179757	History METER	4 W NONRES	396		
2/5/2014	READ00005130645	History METER	3 W FIRE			
2/5/2014	READ00005130644	History METER	4 W NONRES	379		
1/6/2014	READ00005074909	History METER	3 W FIRE			
1/6/2014	READ00005074908	History METER	4 W NONRES	395		
12/4/2013	READ00005023345	History METER	3 W FIRE			
12/4/2013	READ00005023344	History METER	4 W NONRES	370		
11/5/2013	READ00004970238	History METER	3 W FIRE			

Subj: **KLWTD EDU Calculations Fire / EMS**  
Date: 5/6/2016 10:16:18 A.M. Eastern Daylight Time  
From: [diane.bockelman@klwtd.com](mailto:diane.bockelman@klwtd.com)  
To: [susanrheim@aol.com](mailto:susanrheim@aol.com), [cocobobt9@gmail.com](mailto:cocobobt9@gmail.com)

Good morning,

Per your request please see the attached document outlining the billing and assessment for Stations #23, #24 and #25. Please let me know if there is any other information you would like to see in these summaries. The actual water calculation worksheets are also included for your review.

I have also included a Request for Billing and/or Assessment Adjustment form to be completed by an authorized staff member. When the request for adjustment is submitted please include documentation (it might be a resolution) that grants that person or people authority to execute adjustment on behalf of Fire and EMS.

Before we begin billing Station #25 I would like to extend a 30 day grace period. It was mentioned that there may be an error in the EDU calculation. Please provide the District with any documentation showing that there should be an adjustment and we would be happy to review it.

Thank you for your patience and I apologize for the delay. I will be out of the office beginning today at 1 and returning Tuesday morning. Please let me know if I can assist you in any way.

Kind Regards,

**Diane Bockelman**

Assessment and Billing Coordinator  
Key Largo Wastewater Treatment District  
305-451-4019 ext. 210



# Key Largo Wastewater Treatment District

103355 Overseas Highway

Key Largo, FL 33037

Phone: 305-451-4019

## Request for Review of Initial Pre-Payment amount or Monthly Base Charge and Adjustment of Fees and Charges for Wastewater Service

\*Name: \_\_\_\_\_ \*Date of Request: \_\_\_\_\_

\*Service Address: \_\_\_\_\_  
 This is a Residential Dwelling     This is a non-residential Dwelling

\*Phone: \_\_\_\_\_ Email: \_\_\_\_\_

Alternate Key (AK): \_\_\_\_\_ RE/Parcel ID: \_\_\_\_\_

FCAA Account No: \_\_\_\_\_ FCAA Meter No: \_\_\_\_\_

\*Reason for Request:

\*A copy of your latest FCAA bill must be provided with this request

This is a request to review:  Monthly Billing  
 Assessment

**\*Initial only one:**

I, the undersigned, certify that I am the **OWNER** of the parcel listed above and hereby request that the Key Largo Wastewater Treatment District (the District) review my current Equivalent Dwelling Unit (EDU) assignment for this property and that it be adjusted accordingly as outlined in the District's Rules and Regulations. I understand and accept that this review may result in an **INCREASE** of the EDU assignment for this property and if so, will result in an increase of my monthly base charge and if applicable assessment for the parcel.

I, the undersigned, certify that I am the **TENANT** of the unit or parcel listed above and hereby request that the Key Largo Wastewater Treatment District (the District) review my current Equivalent Dwelling Unit (EDU) assignment and that my monthly base charge for wastewater services as billed monthly on my current water bill be adjusted accordingly. I understand that, should a change be required, the entire parcel and all current tenants' EDU assignments may also be reviewed at the District's discretion. I further understand and accept that this review may result in an **INCREASE** of the EDU assignment for this property and if so, will result in an increase of my monthly base charge and possibly, the assessment for the parcel.

\_\_\_\_\_  
\*Signature

\_\_\_\_\_  
\*Date

**\*\* Denotes Required Fields**

# FLORIDA KEYS AQUEDUCT AUTHORITY SUMMARY OF WATER RATES, FEES & CHARGES

## MONTHLY FEES & CHARGES

### BASE FACILITY CHARGE 48-208.004

Meter Size	Effective 10/01/2015
5/8" x 3/4" Meter	\$ 13.90
1" Meter	34.74
1 1/2" Meter	69.48
2" Meter	111.16
3" Meter	208.42
4" Meter	344.85
6" Meter	696.05
8" Meter	1,111.52

### CONSUMPTION CHARGE 48-208.004

Per Thousand Gallons, billed in 100 gallon increments

Meter Size	Block	Consumption Block	Effective 10/01/2015
5/8" x 3/4" Meter	1	0 - 6,000 gallons	\$5.84 ptg
	2	6,001 - 12,000 gallons	8.52 ptg
	3	12,001 - 30,000 gallons	9.56 ptg
	4	30,001 - 50,000 gallons	10.66 ptg
	5	Over 50,000 gallons	11.70 ptg
1" Meter	1	0 - 15,000 gallons	\$5.84ptg
	2	15,001 - 30,000 gallons	8.52 ptg
	3	30,001 - 75,000 gallons	9.56 ptg
	4	75,001 - 125,000 gallons	10.66 ptg
	5	Over 125,000 gallons	11.70 ptg
1 1/2" Meter	1	0 - 30,000 gallons	\$5.84 ptg
	2	30,001 - 60,000 gallons	8.52 ptg
	3	60,001 - 150,000 gallons	9.56 ptg
	4	150,001 - 250,000 gallons	10.66 ptg
	5	Over 250,000 gallons	11.70 ptg
2" Meter	1	0 - 48,000 gallons	\$5.84 ptg
	2	48,001 - 96,000 gallons	8.52 ptg
	3	96,001 - 240,000 gallons	9.56 ptg
	4	240,001 - 400,000 gallons	10.66 ptg
	5	Over 400,000 gallons	11.70 ptg

FKAA

<b>3" Meter</b>	1	0 - 90,000 gallons	\$5.84 ptg
	2	90,001 - 180,000 gallons	8.52 ptg
	3	180,001 - 450,000 gallons	9.56 ptg
	4	450,001 - 750,000 gallons	10.66 ptg
	5	over 750,000 gallons	11.70 ptg
<b>4" Meter</b>	1	0 - 150,000 gallons	\$5.84 ptg
	2	150,001 - 300,000 gallons	8.52 ptg
	3	300,001 - 750,000 gallons	9.56 ptg
	4	750,001 - 1,250,000 gallons	10.66 ptg
	5	over 1,250,000 gallons	11.70 ptg
<b>6" Meter</b>	1	0 - 300,000 gallons	\$5.84 ptg
	2	300,001 - 600,000 gallons	8.52 ptg
	3	600,001 - 1,500,000 gallons	9.56 ptg
	4	1,500,001 - 2,500,000 gallons	10.66 ptg
	5	over 2,500,000 gallons	11.70 ptg
<b>8" Meter</b>	1	0 - 480,000 gallons	\$5.84 ptg
	2	480,001 - 960,000 gallons	8.52 ptg
	3	960,001 - 2,400,000 gallons	9.56 ptg
	4	2,400,001 - 4,000,000 gallons	10.66 ptg
	5	over 4,000,000 gallons	11.70 ptg

**RECLAIMED WATER CONSUMPTION CHARGE 48-401**  
Per Thousand Gallons, billed in 100 gallon increments

50% of each Potable Rate Block (see Consumption Charge Chart above)

**FIRE SERVICE MONTHLY RATE 48-208.004**

Line Size	Effective 10/01/15
2"	\$ 10.22
3"	19.16
4"	31.88
6"	63.86
8"	102.15
10"	146.83
12"	197.91

FKAA

**MISCELLANEOUS WATER FEES AND CHARGES 48-208**

Item	Section/Explanation	Amount
<b>Tapping Fee</b> 48-208.001(3)	(Meter Installation Fee) 5/8" x 3/4" Meter 5/8" x 3/4" Meter (T-10) 1" Meter 1 1/2" Meter 2" Meter 2" Compound Meter and larger meters	\$ 885.00 1,000.00 1,160.00 2,060.00 2,575.00 Actual Cost
<b>Service Charge</b> 48-208.001(6)	Business Hours After Hours, Weekends, Holidays	\$ 20.00 \$ 60.00
<b>GPD Guarantee Payment Deposit</b> 48-208.002(1)(2)	All new and re-established accounts is based on meter size	5/8" .. .....\$90.00 1" .. .....\$150.00 1 1/2" .. .....\$300.00 2" .. .....\$500.00 2 1/2" .. .....\$700.00 3" .. .....\$1,000.00 4" .. .....\$3,500.00
<b>Water Main Unit Cost Standard</b> 48-208.003	Water Main Size: 2" Cost per lineal foot 4" cost per lineal foot 6" cost per lineal foot 8" cost per lineal foot 10" cost per lineal foot 12" cost per lineal foot	\$17.00 plf 25.00 plf 30.00 plf 51.00 plf 54.00 plf 64.00 plf
<b>Non-Access Charge</b> 48-208.001(8)	When meters cannot be read because they are covered by debris, vehicles, etc.	\$ 20.00
<b>Tampering Charge</b> 48-208.001(5)	1. Investigation Charge-Unauthorized Turn-on 2. Tampering Charge 3. Tampering Charge - Repeat Occurrence	\$ 75.00 150.00 300.00
<b>Delinquent Account Charge</b> 48-208.001(7)	Charge assessed when the account is not paid by the due date shown on the bill. (Not charged on balances of \$5.00 or less.)	Greater of: \$ 4.00 or 10% of outstanding balance
<b>Plan Review Fee</b> 48-208.005(3)	All construction requiring watermain extensions (aka: Watermain Permit Application Fee)	\$ 360.00 Plus \$10 per 100 feet after the 1 <sup>st</sup> 100 feet
<b>Leak Detection</b> 48-208.005(6)		\$70.00 per hour
<b>Meter Lid Keys</b> 48-208.005(7)		\$7.50 per key



FKAA

<b>Fire Hydrant Flow Test</b> 48-208.005(8)		\$70.00
<b>Fire Hydrant/Fire Line Application Fee</b> 48-208.005(9)		\$360.00 – first hydrant \$50.00 each additional hydrant
<b>Fixture Review Fee</b> 48-208.005(4)	Review of Development Plans for large single family and developments	\$ 50.00
<b>Return Check/ Bank Draft</b> 48-208.005(1)(b)	Fee charged when the bank does not honor a customer's check used to make payment on their account.	ck. Up to \$50: \$25 ck. \$50 to \$300: \$30 ck. Over \$300: Greater of: \$40 or 5% of Check
<b>Meter Drop-In (New Meter Installation Only)</b> 48-208.001(4)	5/8" x 3/4" Meter	\$ 325.00
	5/8" x 3/4" Meter (T-10)	435.00
	1" Meter	580.00
	1 1/2" Meter	675.00
	2" Meter	790.00
	2" Compound Meter and larger meters	Actual Cost
<b>Meter Relocation</b> 48-208.001(9)		Actual Cost
<b>Non-Potable Water</b> 48-208.005 (5)	Emergency Non-Potable Water Deliver Charge (A service offered to residents on cisterns or wells in which the FKAA will deliver emergency non-potable water during the Dry Season.)	\$ 125.00

**SYSTEM DEVELOPMENT CHARGE 48-208.001**

Section/Explanation	Amount
<b>RESIDENTIAL</b> <b>(Single Family-Stand alone dwelling)</b>	
a) When the premises is served by a single meter the SDC will be charged based on the size of meter to serve the premise	(Applicable to A, B & C) 5/8" Meter...\$3,750.00
b) When the premises is served by a Master Meter with individual units behind the Master Meter, SDC will be charged per unit based on the meter size which would be required to serve each residential unit	1" Meter...\$ 9,375.00
c) Irrigation-Residential (Single Family). For residential Single Family property, which has not been developed and is not	

FKAA

<p>otherwise metered, the SDC for irrigation service will be based on the size of the meter.</p>	
<p><b>Residential (Multiple Unit)</b>          When the premises is a Residential (Multiple Unit), the SDC will be charged per unit basis:</p> <ul style="list-style-type: none"> <li>a) Residential - Multiple Unit – 3 units or Less</li> <li>b) Residential - Multiple Unit - Four Units or More</li> <li>c) Common Area facilities (including Irrigation) for Residential Multi-Unit shall be based on Fixture Values as established for Commercial Accounts.</li> </ul>	<p>(Applicable to A, B &amp; C)</p> <ul style="list-style-type: none"> <li>a) \$3,188.00 per Unit</li> <li>b) \$2,813.00 per Unit</li> <li>c) \$75.00 per Fixture Value</li> </ul>
<p><b>COMMERCIAL</b></p> <ul style="list-style-type: none"> <li>a) Fixture Values on the total number of Fixture Values at a Premises or Water Service location (including irrigation), at a charge of <u>\$75.00</u> for each Fixture Value</li> <li>b) Where Fixture Values cannot be determined, the meter-based SDC shall be charged as shown</li> </ul>	<p>\$75.00 Per Fixture Value</p> <p>Meter-Based SDC:</p> <ul style="list-style-type: none"> <li>5/8".....\$3,750.00</li> <li>1".....\$9,375.00</li> <li>1½".....\$18,750.00</li> <li>2".....\$30,000.00</li> <li>3".....\$56,250.00</li> <li>4".....\$93,750.00</li> <li>6".....\$187,500.00</li> <li>8".....\$300,000.00</li> </ul>

**WATER RESTRICTION SURCHARGE** (An automatic Surcharge Based on Mandatory Water Restriction Phase as declared by SFWMD)

15% Surcharge of the Consumption Charge (excluding consumption within Consumption Block 1)

FKA A

		PRESSURE			
LEAK SIZE		20	30	40	50
○	$\frac{1}{32}$	3,430	4,210	4,860	5,430
○	$\frac{1}{16}$	12,050	14,590	16,860	18,840
○	$\frac{1}{8}$	54,730	67,130	77,570	86,660
○	$\frac{1}{4}$	219,590	269,050	310,780	347,330

**WATER LOSS - GALLONS PER MONTH**

**MAXIMUM FLOW**

5/8 " = 20 GPM = 1,200 PER HOUR = 28,800 PER DAY

1.0 " = 50 GPM = 3,000 PER HOUR = 72,000 PER DAY

1.5 " = 100 GPM = 6,000 PER HOUR = 144,000 PER DAY

2.0 " = 160 GPM = 9,600 PER HOUR = 230,400 PER DAY

**BAYSIDE PLUMBING &  
MAINTENANCE**

Key Largo, FL 33037  
P.O. Box 1730  
305-453-5435

**Estimate**

Date	Estimate #
3/8/2016	03080161

Name / Address
Key Largo Ambulance 98600 Overseas Hwy Key Largo, FL 33037

Phone # 305-453-5435	Project
	Station #23 MM98

Description	Total
Flat rate installation for: New irrigation meter by the FKAA located on the northeast corner of the property in the utility easement. Install 105' of 1" PVC irrigation service to irrigation manifold and add one hose bib at the corner of the building for truck and bay wash down. Asphalt will be cold patch repair.	2,400.00
<b>Total</b>	<b>\$2,400.00</b>

All work to be performed in workmanlike manner and to meet or exceed all Monroe County codes. Installations are warranted for a period of 12 months from final plumbing installation and billing. Manufacturers' warranties will apply to all installed material and fixtures. Estimated pricing expires 15 days from proposal date. Prices may be subject to change should actual conditions be revealed that require additional time or materials than apparent when initial walkthrough was made.

Signature of Acceptance \_\_\_\_\_

Date \_\_\_\_\_

**BAYSIDE PLUMBING &  
MAINTENANCE**

Key Largo, FL 33037  
P.O. Box 1730

**305-453-5435**

**Estimate**

Date	Estimate #
3/8/2016	03080162

<b>Name / Address</b>
Key Largo Ambulance 98600 Overseas Hwy Key Largo, FL 33037

Phone # 305-453-5435	<b>Project</b>
	<b>Station #24 MM99</b>

Description	Total
Flat rate installation for: New irrigation meter by the FKAA located on the northwest corner of the property near US1. Install 110' of 1" irrigation service to wash down bib only on right side of truck bays. Asphalt will be cold patch repaired and concrete capped across walk where it has been cut to the wall.	2,400.00
<b>Total</b>	<b>\$2,400.00</b>

All work to be performed in workmanlike manner and to meet or exceed all Monroe County codes. Installations are warranted for a period of 12 months from final plumbing installation and billing. Manufacturers' warranties will apply to all installed material and fixtures. Estimated pricing expires 15 days from proposal date. Prices may be subject to change should actual conditions be revealed that require additional time or materials than apparent when initial walkthrough was made.

Signature of Acceptance \_\_\_\_\_

Date \_\_\_\_\_

**BAYSIDE PLUMBING &  
MAINTENANCE**

Key Largo, FL 33037  
P.O. Box 1730  
305-453-5435

**Estimate**

Date	Estimate #
3/8/2016	03080163

Name / Address
Key Largo Ambulance 98600 Overseas Hwy Key Largo, FL 33037

Phone # 305-453-5435	Project
	Station #25 MM106

Description	Total
Flat rate installation for: New irrigation meter by the FKAA located on the southeast corner of the property. Connect to irrigation P.V.B. by meter and provide 65' of 1" PVC to water outlet at corner of building for truck wash down. No asphalt or concrete work required.	1,500.00
<b>Total</b>	<b>\$1,500.00</b>

All work to be performed in workmanlike manner and to meet or exceed all Monroe County codes. Installations are warranted for a period of 12 months from final plumbing installation and billing. Manufacturers' warranties will apply to all installed material and fixtures. Estimated pricing expires 15 days from proposal date. Prices may be subject to change should actual conditions be revealed that require additional time or materials than apparent when initial walkthrough was made.

Signature of Acceptance \_\_\_\_\_

Date \_\_\_\_\_

# EDU CALCULATION SUMMARY

Assessment *ANNUAL - DU TRX BILL*

Station	AK#	Year Assessed	EDU	Current Water Records	EDU	Difference
				EDU		
#23	1097012	2008	6.2	1.5	-4.7	\$ (16,115.00)
#24	1623601	2008	5.2	3.9	-1.3	\$ (2,250.00)
#25	1685739	2008	7.2	8	0.8	\$ 6,085.00
Totals:			18.6	13.4	-5.2	\$ (12,280.00)

## EDU CALCULATION SUMMARY

### Billing

Station	AK#	FKAA Acct#	EDU	Current Calculations (45.13)	Difference
#23	1097012	536327-27008	6.2	\$ 208.32	\$ (157.92)
#24	1623601	583007-44663	5.2	\$ 174.72	\$ (43.68)
#24 Hydrant	1623601	583007-44663	0	-	-
#25	1685739	583007-27960	0	-	\$ 268.80
#25 Fire	1685739	583007-27960	0	-	-
Totals:			11.4	\$ 383.04	\$ 70.56

\* Hydrant and Fire meter EDU assignments are shown for information purposes. Wastewater is not billed on those meter types.

1 EDU = 5,010 GALLONS/MONTH  
 1 EDU = \$33.60/MONTH

(\$201.60)  
 PER MONTH  
 SAVED



# Aqueduct Authority

1100 Kennedy Drive  
 Key West, Florida 33040-4021  
 Telephone 305.296.2454  
 www.fkaa.com

MONTHLY USE FEES - ST. 23

Statement Number	Service Address	
5018441	98600 N Overseas Bound Am Hwy	
Account Number	Statement Date	Due Date
536327-027008	03/31/2016	04/20/2016

Account Information	
Previous Balance:	\$ 277.77
Late Charges/Nonpay Fees:	0.00
Payments:	-277.77
Adjustments/Credits:	0.00
Balance Forward:	\$ 0.00
Current Charges:	309.57
Account Balance:	\$ 309.57


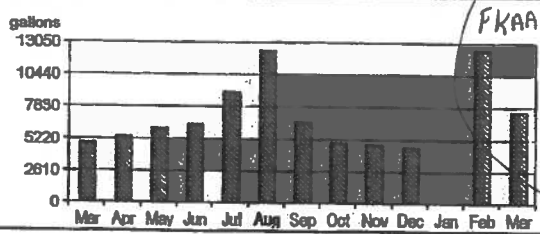
To avoid a late charge, payment must be received by due date. All past due balances are subject to disconnection.

**A Message from Florida Keys Aqueduct Authority**

The FKAA's 2014 Water Quality Report will be available at the following link beginning June 30, 2015: <http://www.fkaa.com/WaterQualityReport2014.pdf>. It contains important information about the source and quality of your drinking water. We are pleased to announce that, once again, our water met or surpassed all EPA standards. If you, your employees, residents, or customers would like an individual copy mailed, please contact Julie Cheon at 305-296-2454.

Meter Reading Summary							
Description	Service Period	# of Days	Meter Number	Reading Type	Previous Reading	Current Reading	Total Consumption
Water	02/18/2016-03/24/2016	35	1831830733	Actual	4312	4387	7500 Gal

Detail of Current Usage		Explanation of Charges	
Water	gallons	Description	Amount
	13050	Water base facility charge <i>FLAT FEE</i>	13.90
	10440	Water usage charge	47.82
	7830	Wastewater base facility charge <i>33,60/EDU</i>	208.32
	5220	Wastewater usage charge <i>\$5.27/1000 GALLS</i>	39.53
	2610	<b>Service total</b>	<b>\$309.57</b>
	0	<b>Total current charges</b>	<b>\$309.57</b>



Please detach and return to FKAA.

for your records. FKAA.

51.23

Water Usage Calculations

AK / RE	3097012 / 00083100-000700
Owner	KEY LARGO VOL AND CORP
Current Meter #	183180733
FKLA Location ID	27008
FKLA Customer ID	536327
Property Type Code	85
Service Address	98600 Overseas Hwy
Service City	Key Largo
Year Assessed	2008
RS3 or Non-RS3	NonRes
Met Current Year in Study	2013
EDU Originally Assessed	6.2
Current EDU	6.2
EDU per 100	36
# Months Studied	36
Calculation Date	5.6.16



RAW	HAZARD	28,000
AVGMO	AVGMO	9,333
RAW EDU	RAW EDU	1.9
AVGMO	AVGMO	22,000
EDU	EDU	7,333
3 STD	HAZARD	22,000
AVGMO	AVGMO	7,333
EDU	EDU	1.8

Total Sq Ft	
Dw Bv # Units	
Sq Ft Per Unit	
Dw Bv 100	
X 15 / 167	
EDU	0.0

Year	Month	Exemption (Place an X next to the consumption value to be thrown out)	Monthly Consumption (Gall)	Monthly Consumption Removing Exemptions	Monthly Consumption With Mean Substitutions	Monthly Consumption 3 STD Dev Correction	Monthly Consumption ± 3 STD Dev Correction	3 Consecutive Months	3 Month Consumption (Gall)	3 Month Consumption (Gall) 3 STD Dev	3 Month Consumption (Gall) 2 STD Dev
2013	DEC		4600	4600	4600	4600	4600	DEC-NOV-OCT	14,400	14,400	14,400
	NOV		4800	4800	4800	4800	4800	NOV-OCT-SEPT	16,400	16,400	16,400
	OCT		5000	5000	5000	5000	5000	OCT-SEPT-AUG	24,000	24,000	24,000
	SEPT		6600	6600	6600	6600	6600	SEPT-AUG-JULY	28,000	28,000	28,000
	AUG		12,400	12,400	12,400	12,400	12,400	AUG-JULY-JUNE	27,800	27,800	27,800
	JULY		9000	9000	9000	9000	9000	JULY-JUNE-MAY	21,500	21,500	21,500
	JUNE		6,400	6,400	6,400	6,400	6,400	JUNE-MAY-APR	17,900	17,900	17,900
	MAY		6,100	6,100	6,100	6,100	6,100	MAY-APR-MAR	19,700	19,700	19,700
	APR		4,900	4,900	4,900	4,900	4,900	APR-MAR-FEB	20,600	20,600	20,600
	MAR		4,900	4,900	4,900	4,900	4,900	FEB-JAN-DEC	22,000	22,000	22,000
	FEB		6,300	6,300	6,300	6,300	6,300	JAN-DEC-NOV	17,900	17,900	17,900
	JAN		5,300	5,300	5,300	5,300	5,300	DEC-NOV-OCT	17,000	17,000	17,000
2014	NOV		5,300	5,300	5,300	5,300	5,300	NOV-OCT-SEPT	15,600	15,600	15,600
	OCT		4,900	4,900	4,900	4,900	4,900	OCT-SEPT-AUG	15,000	15,000	15,000
	SEPT		4,900	4,900	4,900	4,900	4,900	SEPT-AUG-JULY	14,700	14,700	14,700
	AUG		4,700	4,700	4,700	4,700	4,700	AUG-JULY-JUNE	15,000	15,000	15,000
	JULY		5,100	5,100	5,100	5,100	5,100	JULY-JUNE-MAY	19,100	19,100	19,100
	JUNE		5,200	5,200	5,200	5,200	5,200	JUNE-MAY-APR	20,200	20,200	20,200
	MAY		8,800	8,800	8,800	8,800	8,800	MAY-APR-MAR	20,900	20,900	20,900
	APR		6,200	6,200	6,200	6,200	6,200	APR-MAR-FEB	17,200	17,200	17,200
	MAR		5,900	5,900	5,900	5,900	5,900	MAR-FEB-JAN	16,800	16,800	16,800
	FEB		5,100	5,100	5,100	5,100	5,100	FEB-JAN-DEC	16,000	16,000	16,000
	JAN		5,800	5,800	5,800	5,800	5,800	JAN-DEC-NOV	17,300	17,300	17,300
	DEC		5,100	5,100	5,100	5,100	5,100	DEC-NOV-OCT	16,700	16,700	16,700
2015	NOV		6,400	6,400	6,400	6,400	6,400	NOV-OCT-SEPT	18,400	18,400	18,400
	OCT		5,200	5,200	5,200	5,200	5,200	OCT-SEPT-AUG	16,900	16,900	16,900
	SEPT		6,800	6,800	6,800	6,800	6,800	SEPT-AUG-JULY	16,700	16,700	16,700
	AUG		4,900	4,900	4,900	4,900	4,900	AUG-JULY-JUNE	15,200	15,200	15,200
	JULY		5,300	5,300	5,300	5,300	5,300	JULY-JUNE-MAY	15,100	15,100	15,100
	JUNE		5,000	5,000	5,000	5,000	5,000	JUNE-MAY-APR	14,900	14,900	14,900
	MAY		4,800	4,800	4,800	4,800	4,800	MAY-APR-MAR	15,200	15,200	15,200
	APR		4,800	4,800	4,800	4,800	4,800	APR-MAR-FEB	18,800	18,800	18,800
	MAR		5,800	5,800	5,800	5,800	5,800	MAR-FEB-JAN	22,000	22,000	22,000
	FEB		8,400	8,400	8,400	8,400	8,400	FEB-JAN-DEC	22,000	22,000	22,000
	JAN		8,000	8,000	8,000	8,000	8,000	JAN-DEC-NOV	22,000	22,000	22,000
	Average	6108	6108.333333	6108.333333	6108.333333	6108.333333	6108.333333	6108.333333			
Std Dev	1685.802056	1685.802056	1685.802056	1685.802056	1685.802056	1685.802056	1685.802056				

FKAA

027008-536327 5/8" meter Key Largo Volunteer Ambulance  
98600 N. Overseas Hwy, Key Largo

#23

6.2 EDU

2015 CONSUMPTION

Actions  Save  Clear  Next ID  Display  Write Letters  532002700813

Location: 027008  → 98600 N OVERSEAS BOUND AM HWY KEY LARGO FL  → Past Due  
 Location Class: GOVERNMENT  → Zone: AREA 5  → Current  
 Customer: 536327 - KEY LARGO VOLUNTEER AMBULANC  → Unposted  
 Mailing Address: 98600 OVERSEAS HWY KEY LARGO FL USA 33037  → (305) 451-2766 Ext. 0000  → Account Balance  
 Credit Rating: 4-EXCEL Last Payment: 1/15  
 Deposit:

Transaction: Consumption Analysis Statements Service: Other:

Consumption Analysis from 10/21/1932

Date	Service T...	Reading	Read...	Meter	Days	Consumption	Total	Units/Day	\$/Day	K
12/23/2015	W NONRES	4187.00	Actual	1831830733	28	4600.00	\$40.76	164.29	\$1.46	0.C
12/23/2015	WW KEY LARGO	4187.00	Actual	1831830733	28	4600.00	\$232.56	164.29	\$8.31	0.C
11/25/2015	W NONRES	4141.00	Actual	1831830733	33	4800.00	\$41.93	145.45	\$1.27	0.C
11/25/2015	WW KEY LARGO	4141.00	Actual	1831830733	33	4800.00	\$233.62	145.45	\$7.08	0.C
10/23/2015	W NONRES	4093.00	Actual	1831830733	32	5000.00	\$43.10	156.25	\$1.35	0.C
10/23/2015	WW KEY LARGO	4093.00	Actual	1831830733	32	5000.00	\$234.67	156.25	\$7.33	0.C
9/21/2015	W NONRES	4043.00	Actual	1831830733	28	6600.00	\$53.49	235.71	\$1.91	0.C
9/21/2015	WW KEY LARGO	4043.00	Actual	1831830733	28	6600.00	\$243.10	235.71	\$8.68	0.C
8/24/2015	W NONRES	3977.00	Actual	1831830733	28	12400.00	\$102.79	442.86	\$3.67	0.C
8/24/2015	WW KEY LARGO	3977.00	Actual	1831830733	28	12400.00	\$273.67	442.86	\$9.77	0.C
7/27/2015	W NONRES	3853.00	Actual	1831830733	35	9000.00	\$73.72	257.14	\$2.11	0.C
7/27/2015	WW KEY LARGO	3853.00	Actual	1831830733	35	9000.00	\$255.75	257.14	\$7.31	0.C
6/22/2015	W NONRES	3763.00	Actual	1831830733	31	6400.00	\$51.80	206.45	\$1.67	0.C
6/22/2015	WW KEY LARGO	3763.00	Actual	1831830733	31	6400.00	\$242.05	206.45	\$7.81	0.C
5/22/2015	W NONRES	3699.00	Actual	1831830733	32	6100.00	\$49.27	190.63	\$1.54	0.C
5/22/2015	WW KEY LARGO	3699.00	Actual	1831830733	32	6100.00	\$240.47	190.63	\$7.51	0.C
4/20/2015	W NONRES	3638.00	Actual	1831830733	33	5400.00	\$44.96	163.64	\$1.36	0.C
4/20/2015	WW KEY LARGO	3638.00	Actual	1831830733	33	5400.00	\$236.78	163.64	\$7.18	0.C
3/18/2015	W NONRES	3584.00	Actual	1831830733	27	4900.00	\$42.07	181.48	\$1.56	0.C
3/18/2015	WW KEY LARGO	3584.00	Actual	1831830733	27	4900.00	\$234.14	181.48	\$8.67	0.C
2/19/2015	W NONRES	3535.00	Actual	1831830733	28	9400.00	\$77.09	335.71	\$2.75	0.C
2/19/2015	WW KEY LARGO	3535.00	Actual	1831830733	28	9400.00	\$257.86	335.71	\$9.21	0.C
1/22/2015	W NONRES	3441.00	Actual	1831830733	36	6300.00	\$50.96	175.00	\$1.42	0.C
1/22/2015	WW KEY LARGO	3441.00	Actual	1831830733	36	6300.00	\$241.52	175.00	\$6.71	0.C
12/17/2014	W NONRES	3378.00	Actual	1831830733	27	6300.00	\$50.96	233.33	\$1.89	0.C
12/17/2014	WW KEY LARGO	3378.00	Actual	1831830733	27	6300.00	\$241.52	233.33	\$8.95	0.C
11/20/2014	W NONRES	3315.00	Actual	1831830733	31	5300.00	\$44.38	170.97	\$1.43	0.C
11/20/2014	WW KEY LARGO	3315.00	Actual	1831830733	31	5300.00	\$236.25	170.97	\$7.62	0.C
10/20/2014	W NONRES	3262.00	Actual	1831830733	32	5400.00	\$44.35	168.75	\$1.39	0.C
10/20/2014	WW KEY LARGO	3262.00	Actual	1831830733	32	5400.00	\$236.78	168.75	\$7.40	0.C
9/18/2014	W NONRES	3208.00	Actual	1831830733	30	4900.00	\$41.50	163.33	\$1.38	0.C
9/18/2014	WW KEY LARGO	3208.00	Actual	1831830733	30	4900.00	\$234.14	163.33	\$7.80	0.C
8/19/2014	W NONRES	3159.00	Actual	1831830733	32	4700.00	\$40.36	146.88	\$1.26	0.C
8/19/2014	WW KEY LARGO	3159.00	Actual	1831830733	32	4700.00	\$233.09	146.88	\$7.28	0.C

FKAA \$  
KLTD5

# Keys Aqueduct Authority

1100 Kennedy Drive  
 Key West, Florida 33040-4021  
 Telephone 305.296.2454  
 www.fkaa.com

MONTHLY USE FEES - ST. 24

Account Information	
Previous Balance:	\$ 399.20
Late Charges/Nonpay Fees:	0.00
Payments:	-399.20
Adjustments/Credits:	0.00
Balance Forward:	\$ 0.00
Current Charges:	532.52
Account Balance:	\$ 532.52

To avoid a late charge, payment must be received by due date. All past due balances are subject to disconnection.

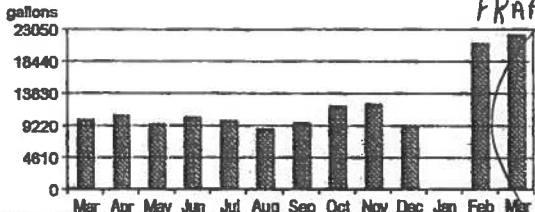
Statement Number	Service Address	
5018990	99.5 O/S L1-10 B13 (So Station) Hwy	
Account Number	Statement Date	Due Date
583007-044663	03/31/2016	04/20/2016

**A Message from Florida Keys Aqueduct Authority**


The FCAA's 2014 Water Quality Report will be available at the following link beginning June 30, 2015:  
<http://www.fkaa.com/WaterQualityReport2014.pdf>. It contains important information about the source and quality of your drinking water. We are pleased to announce that, once again, our water met or surpassed all EPA standards. If you, your employees, residents, or customers would like an individual copy mailed, please contact Julie Cheon at 305-296-2454.

Meter Reading Summary							
Description	Service Period	# of Days	Meter Number	Reading Type	Previous Reading	Current Reading	Total Consumption
Water	02/18/2016-03/24/2016	35	1831485460	Actual	7934	8156	22200 Gal

Detail of Current Usage		Explanation of Charges	
Water	gallons	Description	Amount
	23050	Water base facility charge <i>FLAT FEE</i>	111.16
	18440	Water usage charge <i>#GALLONS</i>	129.65
	13830	Wastewater base facility charge <i>33.60/EDU</i>	174.72
	9220	Wastewater flow charge <i>5.27/GALL</i>	116.99
	4610	Service total	\$532.52



Total current charges \$532.52



Please detach and return to FCAA for your records.  
 Please include this bill with your payment to FCAA.

ST 24

Water Usage Calculations



AK / RE	1623601 / 60506750-000000
Owner	KEY LARGO VOLUNTEER FIRE DEPT
Current Tenant	KEY LARGO VOLUNTEER FIRE DEPT
FK4 Meter #	183185460
FK4 Location ID	44663
FK4 Customer ID	58307
Property Type Code	66
Service Address	1 East Dr
Service City	Key Largo
Year Assessed	2008
RES or Non-RES	NonRes
Most Current Year in Study	2015
EDU Originally Assessed	5.2
Current EDU	5.2
Billed EDU	5.2
# Months Studied	5.6, 16
Calculation Date	

RAW	AVGMO	MAXMO
3 STD	AVGMO	MAXMO
2 STD	AVGMO	MAXMO
EDU	AVGMO	MAXMO
	3.9	5.200
	19,733	19,733
	3.9	5.200
	19,733	19,733
	16,333	16,333
	3.7	3.7

64 E Calculation	
Total Sq Ft	
DW BY # Units	
Sq Ft Per Unit	
DW BY 100	
X 15 / 167	
EDU	0.0

Year	Month	Monthly Consumption (Gal)	Monthly Consumption Removing Exemptions	Monthly Consumption With Mean Substitutions	Monthly Consumption 3 STD DEV Correction	Monthly Consumption 2 STD DEV Correction	3 Consecutive Months	3 Month Consumption (Gal)	3 Month Consumption 3 STD DEV	3 Month Consumption (Gal) 2 STD DEV
2013	DEC	9200	9200	9200	9200	9200	DEC-NOV-OCT	33,500	33,500	33,500
	NOV	12300	12300	12300	12300	12300	NOV-OCT-SEPT	30,300	30,300	30,300
	OCT	12000	12000	12000	12000	12000	OCT-SEPT-AUG	28,200	28,200	28,200
	SEPT	9600	9600	9600	9600	9600	SEPT-AUG-JULY	29,000	29,000	29,000
	AUG	8700	8700	8700	8700	8700	AUG-JULY-JUNE	30,500	30,500	30,500
	JULY	9900	9900	9900	9900	9900	JULY-JUNE-MAY	30,100	30,100	30,100
	JUNE	10400	10400	10400	10400	10400	JUNE-MAY-APR	31,100	31,100	31,100
	MAY	9400	9400	9400	9400	9400	MAY-APR-MAR	29,900	29,900	29,900
	APR	10700	10700	10700	10700	10700	APR-MAR-FEB	41,300	41,300	41,300
	MAR	10000	10000	10000	10000	10000	MAR-FEB-JAN	46,700	46,700	46,700
	FEB	9600	9600	9600	9600	9600	FEB-JAN-DEC	55,000	55,000	55,000
	JAN	11500	11500	11500	11500	11500	JAN-DEC-NOV	51,200	51,200	51,200
2014	DEC	8800	8800	8800	8800	8800	DEC-NOV-OCT	33,900	33,900	33,900
	NOV	21000	21000	21000	21000	21000	NOV-OCT-SEPT	28,200	28,200	28,200
	OCT	16900	16900	16900	16900	16900	OCT-SEPT-AUG	29,200	29,200	29,200
	SEPT	17100	17100	17100	17100	17100	SEPT-AUG-JULY	58,700	58,700	58,700
	AUG	17200	17200	17200	17200	17200	AUG-JULY-JUNE	39,900	39,900	39,900
	JULY	24900	24900	24900	24900	24900	JULY-JUNE-MAY	32,700	32,700	32,700
	JUNE	16600	16600	16600	16600	16600	JUNE-MAY-APR	29,600	29,600	29,600
	MAY	15100	15100	15100	15100	15100	MAY-APR-MAR	33,000	33,000	33,000
	APR	8200	8200	8200	8200	8200	APR-MAR-FEB	34,800	34,800	34,800
	MAR	9400	9400	9400	9400	9400	MAR-FEB-JAN	32,300	32,300	32,300
	FEB	12000	12000	12000	12000	12000	FEB-JAN-DEC	33,900	33,900	33,900
	JAN	12200	12200	12200	12200	12200	JAN-DEC-NOV	34,500	34,500	34,500
2015	DEC	8800	8800	8800	8800	8800	DEC-NOV-OCT	33,900	33,900	33,900
	NOV	13800	13800	13800	13800	13800	NOV-OCT-SEPT	40,100	40,100	40,100
	OCT	9700	9700	9700	9700	9700	OCT-SEPT-AUG	45,600	45,600	45,600
	SEPT	10400	10400	10400	10400	10400	SEPT-AUG-JULY	49,200	49,200	49,200
	AUG	14400	14400	14400	14400	14400	AUG-JULY-JUNE	48,200	48,200	48,200
	JULY	15300	15300	15300	15300	15300	JULY-JUNE-MAY	46,400	46,400	46,400
	JUNE	8200	8200	8200	8200	8200	JUNE-MAY-APR	49,800	49,800	49,800
	MAY	22100	22100	22100	22100	22100	MAY-APR-MAR	18300	18300	18300
	APR	14900	14900	14900	14900	14900	APR-MAR-FEB			
	MAR	11200	11200	11200	11200	11200	MAR-FEB-JAN			
	FEB	20300	20300	20300	20300	20300				
	JAN	18300	18300	18300	18300	18300				

Average SQ DWY	13058	13058	13058	13058	13058	13058
SQ DWY	4370.24944	4370.24944	4370.24944	4370.24944	4370.24944	4370.24944

FKAA

044663-583007 2" meter Key Largo Volunteer Fire Dept.  
99.5 Overseas Hwy (So.Station)

5.2 EDU

#24

2015 CONSUMPTION

Location: 044663  
 Location Class: GOVERNMENT  
 Customer: 583007 - KEY LARGO VOLUNTEER FIRE DEP  
 Billing Address: 1 EAST DR KEY LARGO FL USA 33037 (305) 451-2700 Ext. 0000  
 edit Rating: XXXXXXXXXX

Past Due  
 Current  
 Unposted  
 Account Balance  
 Last Payment  
 Deposits

Transactions		Consumption Analysis			Statements	Service	Other		
Date	Service T...	Reading	Readi...	Meter	Days	Consumption	Total	Units/Day	\$/Day
2/23/2015	W NONRES	7724.00	Actual	1831485460	28	9200.00	\$164.89	328.57	\$5.89
2/23/2015	WW KEY LARGO	7724.00	Actual	1831485460	28	9200.00	\$223.20	328.57	\$7.97
1/25/2015	W NONRES	7632.00	Actual	1831485460	33	12300.00	\$182.99	372.73	\$5.55
1/25/2015	WW KEY LARGO	7632.00	Actual	1831485460	33	12300.00	\$239.54	372.73	\$7.26
0/23/2015	W NONRES	7509.00	Actual	1831485460	32	12000.00	\$181.24	375.00	\$5.66
0/23/2015	WW KEY LARGO	7509.00	Actual	1831485460	32	12000.00	\$237.96	375.00	\$7.44
9/21/2015	W NONRES	7389.00	Actual	1831485460	28	9600.00	\$165.47	342.86	\$5.91
9/21/2015	WW KEY LARGO	7389.00	Actual	1831485460	28	9600.00	\$225.31	342.86	\$8.05
8/24/2015	W NONRES	7293.00	Actual	1831485460	28	8700.00	\$160.27	310.71	\$5.72
8/24/2015	WW KEY LARGO	7293.00	Actual	1831485460	28	8700.00	\$220.57	310.71	\$7.88
7/27/2015	W NONRES	7206.00	Actual	1831485460	35	9900.00	\$167.20	282.86	\$4.78
7/27/2015	WW KEY LARGO	7206.00	Actual	1831485460	35	9900.00	\$226.89	282.86	\$6.48
6/22/2015	W NONRES	7107.00	Actual	1831485460	31	10400.00	\$170.09	335.48	\$5.49
6/22/2015	WW KEY LARGO	7107.00	Actual	1831485460	31	10400.00	\$229.53	335.48	\$7.40
5/22/2015	W NONRES	7003.00	Actual	1831485460	32	9400.00	\$164.31	293.75	\$5.13
5/22/2015	WW KEY LARGO	7003.00	Actual	1831485460	32	9400.00	\$224.26	293.75	\$7.01
4/20/2015	W NONRES	6909.00	Actual	1831485460	33	10700.00	\$171.83	324.24	\$5.21
4/20/2015	WW KEY LARGO	6909.00	Actual	1831485460	33	10700.00	\$231.11	324.24	\$7.00
3/18/2015	W NONRES	6802.00	Actual	1831485460	27	10000.00	\$167.78	370.37	\$6.21
3/18/2015	WW KEY LARGO	6802.00	Actual	1831485460	27	10000.00	\$227.42	370.37	\$8.42
2/19/2015	W NONRES	6702.00	Actual	1831485460	28	9600.00	\$165.47	342.86	\$5.91
2/19/2015	WW KEY LARGO	6702.00	Actual	1831485460	28	9600.00	\$225.31	342.86	\$8.05
1/22/2015	W NONRES	6606.00	Actual	1831485460	36	11500.00	\$176.45	319.44	\$4.90
1/22/2015	WW KEY LARGO	6606.00	Actual	1831485460	36	11500.00	\$235.33	319.44	\$6.54
12/17/2014	W NONRES	6491.00	Actual	1831485460	27	8800.00	\$160.84	325.93	\$5.96
12/17/2014	WW KEY LARGO	6491.00	Actual	1831485460	27	8800.00	\$221.10	325.93	\$8.19
11/20/2014	W NONRES	6403.00	Actual	1831485460	31	21000.00	\$231.36	677.42	\$7.46
11/20/2014	WW KEY LARGO	6403.00	Actual	1831485460	31	21000.00	\$285.39	677.42	\$9.21
10/20/2014	W NONRES	6193.00	Actual	1831485460	32	16900.00	\$204.83	528.13	\$6.40
10/20/2014	WW KEY LARGO	6193.00	Actual	1831485460	32	16900.00	\$263.78	528.13	\$8.24
9/18/2014	W NONRES	6024.00	Actual	1831485460	30	17100.00	\$205.97	570.00	\$6.87
9/18/2014	WW KEY LARGO	6024.00	Actual	1831485460	30	17100.00	\$264.84	570.00	\$8.83
8/19/2014	W NONRES	5853.00	Actual	1831485460	32	17200.00	\$206.54	537.50	\$6.45

Irrigation Meter



ST. 25-FIRE

Water Usage Calculations

AK / RE	1685739 / 0056090-000000
Owner	KEY LARGO VOLUNTIER FIRE DEPT
Current Termit	182414445
RVA Meter #	27960
RVA Location ID	38307
RVA Customer ID	86
Property Type Code	220 Red Dr
Service Address	Key Largo
Service City	2009
Year Assesed	2015
RES or NON-RES	Fire
Most Current Year in Study	2015
EDU Originally Assesed	7/2
Current EDU	7/2
Billed EDU	N/A
# Months Studied	12
Calculation Date	12.10.15



RAW	AVGMO	300
RAW EDU	AVGMO	0.3
3 STD	AVGMO	300
3 STD	EDU	0.3
21STD	AVGMO	600
21STD	EDU	200

64 E Calculation	
Total Sq Ft	
DW By # Units	
Sq Ft Per Unit	
DW By 100	
X 15 / 167	
EDU	0.0

Year	Month	Exemptions (Place an X next to value to be thrown out)	Monthly Consumption (Gal)	Monthly Consumption Removing Exemptions	Monthly Consumption With Mean Substitutions	Monthly Consumption 3 STD DEV Correction	Monthly Consumption 2 STD DEV Correction	3 Consecutive Months	3 Month Consumption (Gal)	3 Month Consumption (Gal) 3 STD DEV	3 Month Consumption (Gal) 2 STD DEV
2015	DEC		0	0	0	0	0	0	0	0	0
	NOV		0	0	0	0	0	0	0	0	0
	OCT		100	100	100	100	100	0	100	100	100
	SEPT		0	0	0	0	0	0	0	0	0
	AUG		0	0	0	0	0	0	0	0	0
	JULY		100	100	100	100	100	0	100	100	100
	JUNE		0	0	0	0	0	0	0	0	0
	MAY		200	200	200	200	200	0	200	200	200
	APR		600	600	600	600	72,222,222	0	600	600	72
	MAR		0	0	0	0	0	0	0	0	0
	FEB		0	0	0	0	0	0	0	0	0
	JAN		0	0	0	0	0	0	0	0	0
2014	DEC		0	0	0	0	0	0	0	0	0
	NOV		0	0	0	0	0	0	0	0	0
	OCT		400	400	400	400	0	0	400	400	72
	SEPT		300	300	300	300	0	0	300	300	72
	AUG		200	200	200	200	0	0	200	200	72
	JULY		100	100	100	100	0	0	100	100	72
	JUNE		100	100	100	100	0	0	100	100	72
	MAY		100	100	100	100	0	0	100	100	72
	APR		100	100	100	100	0	0	100	100	72
	MAR		0	0	0	0	0	0	0	0	0
	FEB		0	0	0	0	0	0	0	0	0
	JAN		0	0	0	0	0	0	0	0	0
2013	DEC		0	0	0	0	0	0	0	0	0
	NOV		0	0	0	0	0	0	0	0	0
	OCT		100	100	100	100	0	0	100	100	100
	SEPT		200	200	200	200	0	0	200	200	200
	AUG		0	0	0	0	0	0	0	0	0
	JULY		0	0	0	0	0	0	0	0	0
	JUNE		0	0	0	0	0	0	0	0	0
	MAY		0	0	0	0	0	0	0	0	0
	APR		0	0	0	0	0	0	0	0	0
	MAR		100	100	100	100	0	0	100	100	100
	FEB		0	0	0	0	0	0	0	0	0
	JAN		0	0	0	0	0	0	0	0	0

Average	72	72,222,222	72,222,222	72,222,222	58	48
Std Dev	132,257,565	132,257,565	132,257,565	96,500,970	76,200,145	



# Keys Aqueduct Authority

1100 Kennedy Drive  
 Key West, Florida 33040-4021  
 Telephone 305.296.2454  
 www.fkaa.com

*MONTHLY USE FEES ST. 25-2 METERS*

Statement Number	Service Address	
4986604	220 Reef L10 B5 (No Station) Dr	
Account Number	Statement Date	Due Date
583007-027960	03/11/2016	03/31/2016

Account Information	
Previous Balance:	\$ 274.30
Late Charges/Nonpay Fees:	0.00
Payments:	-274.30
Adjustments/Credits:	0.00
Balance Forward:	\$ 0.00
Current Charges:	295.32
Account Balance:	\$ 295.32

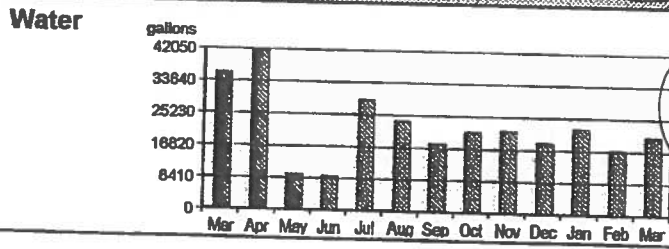
*To avoid a late charge, payment must be received by due date. All past due balances are subject to disconnection.*

**A Message from Florida Keys Aqueduct Authority**

The FCAA's 2014 Water Quality Report will be available at the following link beginning June 30, 2015:  
<http://www.fkaa.com/WaterQualityReport2014.pdf>. It contains important information about the source and quality of your drinking water. We are pleased to announce that, once again, our water met or surpassed all EPA standards. If you, your employees, residents, or customers would like an individual copy mailed, please contact Julie Cheon at 305-296-2454.

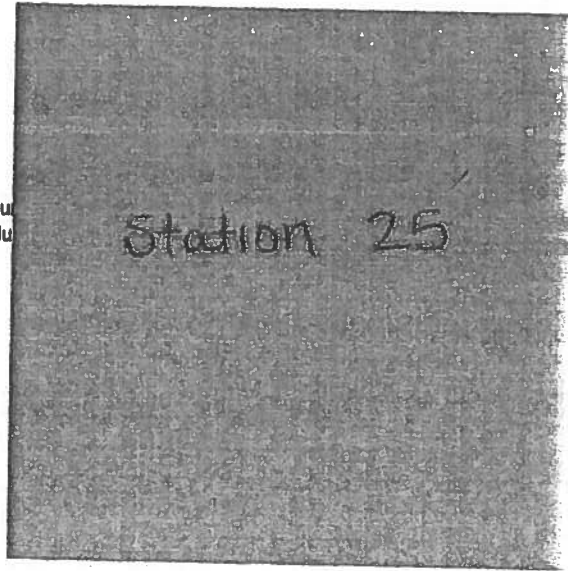
Meter Reading Summary							
Description	Service Period	# of Days	Meter Number	Reading Type	Previous Reading	Current Reading	Total Consumption
Water	02/04/2016-03/03/2016	28	1834414445 - FIRE	Actual meter #3	26	26	0 Gal
Water	02/04/2016-03/03/2016	28	1831825777 - NON-FIRE	Actual meter #4	12500	12766	20600 Gal

**Detail of Current Usage**



Explanation of Charges	
Description	Amount
Fire line charge	63.86
Water base facility charge	111.16
Water usage charge	120.30
<b>Service total</b>	<b>\$295.32</b>

**Total current charges \$295.32**



Please detach and return to FCAA.  
 Please include this for your records.

for your records.  
 FCAA.