

Key Largo Volunteer Fire Department, Inc.

Fire Department: 38032

Companies: All

Date Range: From 08/10/2015 to 08/31/2015

Box/Zone/ Code: All

District: All

Situation Found: All

Exclude Mutual Aids: No

Exclude Exposures: No

Totals and Average Attendance by Incident Type

Code and Description	Incident Count	Number Attend	Average Attend	Total Length	Average Length	Average Man Hrs	Total Man Hrs
118-Trash or rubbish fire, contained	1	3	3.00	0.2	0.17	0.51	0.51
137-Camper or recreational vehicle (RV) fire	1	11	11.00	1.3	1.33	14.63	14.63
154-Dumpster or other outside trash receptacle fire	1	6	6.00	0.3	0.28	1.68	1.68
160-Special outside fire, other	1	9	9.00	0.1	0.13	1.17	1.17
300-Rescue, EMS incident, other	2	8	4.00	0.7	0.35	1.40	2.80
311-Medical assist, assist EMS crew	12	54	4.50	6.0	0.50	2.09	25.08
321-EMS call, excluding vehicle accident with injury	2	9	4.50	0.9	0.45	2.02	4.03
322-Motor vehicle accident with injuries	2	9	4.50	1.2	0.58	2.55	5.09
324-Motor vehicle accident with no injuries.	4	21	5.25	1.1	0.27	1.47	5.86
331-Lock-in (if lock out , use 511)	1	7	7.00	0.8	0.75	5.25	5.25
353-Removal of victim(s) from stalled elevator	1	6	6.00	1.3	1.27	7.62	7.62
400-Hazardous condition, other	2	9	4.50	2.3	1.13	5.21	10.43
412-Gas leak (natural gas or LPG)	1	9	9.00	0.1	0.12	1.08	1.08
445-Arcing, shorted electrical equipment	1	5	5.00	0.2	0.17	0.85	0.85
480-Attempted burning, illegal action, other	2	18	9.00	24.4	12.22	110.03	220.05
551-Assist police or other governmental agency	1	0	0.00	0.9	0.92	0.00	0.00
622-No incident found on arrival at dispatch address	1	3	3.00	0.2	0.20	0.60	0.60
671-HazMat release investigation w/no HazMat	1	8	8.00	0.9	0.88	7.04	7.04
700-False alarm or false call, other	4	18	4.50	1.0	0.24	1.16	4.62
740-Unintentional transmission of alarm, other	1	5	5.00	0.0	0.03	0.15	0.15
743-Smoke detector activation, no fire - unintentional	1	5	5.00	0.2	0.17	0.85	0.85
744-Detector activation, no fire - unintentional	1	5	5.00	0.2	0.18	0.90	0.90
745-Alarm system activation, no fire - unintentional	2	14	7.00	0.7	0.36	2.79	5.58
Blank: No Code Entered	1	4	4.00	0.0	0.00	0.00	0.00
Incorrect Entry	0	0	0.0	0.0	0.00	0.00	0.00
Totals and Averages for All Codes:	47	246	5.23	44.85	0.95	6.93	325.87

Key Largo Volunteer Fire Department, Inc.

Fire Department: 38032

Companies: All

Date Range: From 08/01/2015 to 08/31/2015

Box/Zone/ Code: All

District: All

Situation Found: All

Exclude Mutual Aids: No

Exclude Exposures: No

Totals and Average Attendance by Incident Type

Code and Description	Incident Count	Number Attend	Average Attend	Total Length	Average Length	Average Man Hrs	Total Man Hrs
118-Trash or rubbish fire, contained	1	3	3.00	0.2	0.17	0.51	0.51
137-Camper or recreational vehicle (RV) fire	1	11	11.00	1.3	1.33	14.63	14.63
154-Dumpster or other outside trash receptacle fire	1	6	6.00	0.3	0.28	1.68	1.68
160-Special outside fire, other	1	9	9.00	0.1	0.13	1.17	1.17
300-Rescue, EMS incident, other	2	8	4.00	0.7	0.35	1.40	2.80
311-Medical assist, assist EMS crew	16	65	4.06	7.5	0.47	1.82	29.12
321-EMS call, excluding vehicle accident with injury	10	44	4.40	5.8	0.58	2.61	26.13
322-Motor vehicle accident with injuries	4	20	5.00	2.2	0.55	2.64	10.56
324-Motor vehicle accident with no injuries.	5	24	4.80	1.3	0.25	1.27	6.37
331-Lock-in (if lock out , use 511)	1	7	7.00	0.8	0.75	5.25	5.25
353-Removal of victim(s) from stalled elevator	1	6	6.00	1.3	1.27	7.62	7.62
400-Hazardous condition, other	2	9	4.50	2.3	1.13	5.21	10.43
412-Gas leak (natural gas or LPG)	1	9	9.00	0.1	0.12	1.08	1.08
421-Chemical hazard (no spill or leak)	1	4	4.00	0.2	0.17	0.68	0.68
445-Arcing, shorted electrical equipment	2	9	4.50	0.5	0.23	0.99	1.97
480-Attempted burning, illegal action, other	2	18	9.00	24.4	12.22	110.03	220.05
551-Assist police or other governmental agency	1	0	0.00	0.9	0.92	0.00	0.00
553-Public service	1	4	4.00	0.1	0.07	0.28	0.28
611-Dispatched & canceled en route	1	4	4.00	0.1	0.07	0.28	0.28
622-No incident found on arrival at dispatch address	1	3	3.00	0.2	0.20	0.60	0.60
671-HazMat release investigation w/no HazMat	1	8	8.00	0.9	0.88	7.04	7.04
700-False alarm or false call, other	4	18	4.50	1.0	0.24	1.16	4.62
740-Unintentional transmission of alarm, other	1	5	5.00	0.0	0.03	0.15	0.15
743-Smoke detector activation, no fire - unintentional	2	9	4.50	0.3	0.13	0.59	1.17
744-Detector activation, no fire - unintentional	1	5	5.00	0.2	0.18	0.90	0.90
745-Alarm system activation, no fire - unintentional	2	14	7.00	0.7	0.36	2.79	5.58

Key Largo Fire Dept.

Period: From 08/10/2015 to 08/31/2015

NFPA Survey Report

FIRE IN STRUCTURES BY FIXED PROPERTY USE (OCCUPANCY) (All in Section A Incident Type 110-129)	Number of Fires	Number of Civilian Fire Casualties. If none, write 0.		Estimated Property Damage from Fire. If no loss, write 0.
		Deaths	Injuries	
1. Private Dwellings (1 or 2 family), Including mobile homes (FPU 410-419)	0	0	0	\$0
2. Apartments (3 or more families) FPU 429 or FPU 439)	0	0	0	\$0
3. Hotels and Motels (FPU 449)	1	0	0	\$0
4. All other residential (dormitories, boarding houses, tents, etc.) (FPU 459-499)	0	0	0	\$0
5. TOTAL OTHER RESIDENTIAL FIRES (SHOULD BE SUM OF LINES 1 THROUGH 4)	1	0	0	\$0
6. Public Assembly (church, restaurant, clubs, etc.) (FPU 100-199)	0	0	0	\$0
7. Schools and Colleges (FPU 200-299)	0	0	0	\$0
8. Health Care and Penal Institutions (hospitals, nursing homes, prisons, etc.) (FPU 300-399)	0	0	0	\$0
9. Stores and Offices (FPU 500-599)	0	0	0	\$0
10. Industry, Utility, Defense, Laboratories, Manufacturing (FPU 600-799)	0	0	0	\$0
11. Storage in Structures (barns, vehicle storage garages, general storage, etc.) (FPU 800-899)	0	0	0	\$0
12. Other Structures** (outbuildings, bridges, etc.) (FPU 900-999)	0	0	0	\$0
13. TOTALS FOR STRUCTURE FIRES (SHOULD BE SUM OF LINES 5 THROUGH 12)	1	0	0	\$0
B. OTHER FIRE AND INCIDENTS				
14a. Fires in Highway Vehicles (autos, trucks, buses, etc.) (IT 131-132, 136-137)	1	0	0	\$7,500
14b. Fires in Other Vehicles (planes, trains, ships, construction or farm vehicles, etc.) (IT 130, 133-135, 138)	0	0	0	\$0
15. Fires outside of Structures with Value Involved, but Not Vehicles (outside storage, crops, timber, etc. (IT 140, 141, 161, 162, 164, 170-173)	0	0	0	\$0
16. Fires in Brush, Grass, Wildland (excluding crops and timber) with no value involved. (IT 142-143)	0	0	0	
17. Fires in Rubbish, Including Dumpsters (outside of structures), with no value involved. (IT 150-155)	1	0	0	
18. All Other Fires. (IT 100, 160, 163)	1	0	0	\$0
19. TOTAL FOR FIRES (SHOULD BE SUM OF LINES 13 THROUGH 18)	4	0	0	\$7,500
20. Rescue, Emergency Medical Responses (ambulance, EMS, rescue) (IT 300-381)	23			
21. False Alarm Responses (malicious or unintentional false calls, system malfunctions, bomb scares) (IT 700-746)	9			
22. Mutual Aid or Assistance Responses Given	1			
23a. Hazardous Materials Responses (spills, leaks, etc.) (IT 410-431)	1			
23b. Other Hazardous Conditions (arcing wires, bomb removal, power line down, etc.) (IT 440-482, 400)	5			
24. All Other Responses (smoke scares, lock-outs, animal rescues, etc.) (IT 200-251, 500-699, 800-911)	3			
25. TOTAL FOR ALL INCIDENTS (SHOULD BE SUM OF LINES 19 THROUGH 24)	46			

Based on what is reported in lines 5 and 13 for number of fire above, please report separately:

Confined fires (e.g., cooking fires confined to cooking vessel, or chimney fire that did not spread beyond chimney, or confined trash fires) IIT 113 - 118), and Nonconfined fires (IT 110 - 112, 120 - 123).

	Number of Confined Fires	Number of Nonconfined Fires
5. Residential Fires (line 5 above)	1	0
13. Structure Fires (line 13 above)	1	0

BREAKDOWN OF FALSE ALARM RESPONSES

Type of Fire Alarm	Number of Incidents
1. Malicious, Mischievous False Call (IT 710-715)	0
2. System Malfunction (IT 700-739)	0
3. Unintentional (tripping on interior device accidentally etc.) (IT 740-749)	5
4. Other False Alarms (bomb scares, etc.) (IT 721, 700)	4

Key Largo Volunteer Fire Department, Inc.

Fire Department: 38032

Companies: All

Date Range: From 01/01/2015 to 08/31/2015

Box/Zone/ Code: All

District: All

Situation Found: All

Exclude Mutual Aids: Yes

Exclude Exposures: No

Incident Totals by Month of Year

Month	Totals	Cumul.	Average Attend.
January	53	53	4
Febuary	62	115	4
March	73	188	5
April	59	247	4
May	67	314	4
June	57	371	4
July	74	445	4
August	66	511	5
September	0	511	0
October	0	511	0
November	0	511	0
December	0	511	0

Key Largo Volunteer Fire Department, Inc.

Fire Department: 38032

Companies: All

Date Range: From 08/01/2015 to 08/31/2015

Box/Zone/ Code: All

District: All

Situation Found: All

Exclude Mutual Aids: No

Exclude Exposures: No

Incident Totals by Day of Week

Day of Week	Totals	Avg. Attend
Sunday	14	5
Monday	9	5
Tuesday	9	5
Wednesday	6	6
Thursday	4	4
Friday	11	4
Saturday	14	6

Key Largo Volunteer Fire Department, Inc.

Fire Department: 38032

Companies: All

Date Range: From 01/01/2015 to 08/31/2015

Box/Zone/ Code: All

























District: All

Situation Found: All

Exclude Mutual Aids: No

Exclude Exposures: No

Incident Totals by Time of Day

Time of Day		Call Count	Avg Attend
00:00 - 00:59		9	5.0
01:00 - 01:59		8	5.0
02:00 - 02:59		7	6.6
03:00 - 03:59		7	4.3
04:00 - 04:59		10	4.4
05:00 - 05:59		7	3.9
06:00 - 06:59		12	4.1
07:00 - 07:59		18	3.8
08:00 - 08:59		18	5.1
09:00 - 09:59		25	3.6
10:00 - 10:59		33	3.8
11:00 - 11:59		29	4.7
12:00 - 12:59		32	4.3
13:00 - 13:59		47	3.8
14:00 - 14:59		31	4.0
15:00 - 15:59		30	4.5
16:00 - 16:59		38	4.6
17:00 - 17:59		32	3.9
18:00 - 18:59		22	5.0
19:00 - 19:59		24	4.6
20:00 - 20:59		29	4.9
21:00 - 21:59		21	4.9
22:00 - 22:59		15	5.1
23:00 - 23:59		14	4.7