




Key Largo Fire Rescue



Fire Department: 38061
 Companies: All
 Date Range: From 10/01/2011 to 10/31/2011
 Box/Zone/ Code: All
 District: All
 Situation Found: All
 Exclude Mutual Aids: No
 Exclude Exposures: No

Incident Response Performance Analysis





Response Time

Response Time (Minutes)	Number of Incidents	Totals	Additional
0 - 1		19	Longest Time: 4.0 Incident#: 2011-000384
2 - 3		6	
4 - 5		1	Average Time: 1.0
6 - 7		0	
8 - 9		0	
> 10		0	

Apparatus Travel Time

Travel Time (Minutes)	Number of Incidents	Totals	Additional
0 - 4		18	Longest Time: 8.0 Incident#: 2011-000392
5 - 9		8	
10 - 14		0	Average Time: 3.4
15 - 19		0	
20 - 24		0	
> 25		0	

Incident Length

Incident Length (Minutes)	Number of Incidents	Totals	Additional
0 - 29		15	Longest Time: 231.0 Incident#: 2011-000370
30 - 59		7	
60 - 89		3	Average Time: 38.8
90 - 119		0	
120 - 149		0	
> 150		1	

A 38061 Key Largo Fire Rescue FL 10/16/2011 24 2011-000370 000 **NFIRS - 1**
 FDID Fire Department Stat Incident Date Station Incident Number Exposure **Basic**

B Location 1 - Street 970000 OVERSEAS HWY Key Largo FL 33037
 Address Type Number/Milepost Prefix Street or Highway Street Type Suffix
 Apt/Suite/Room City State Zip Code
 Cross Street, Directions or National Grid

C Incident Type 323 - Motor vehicle/pedestrian accident (MV Ped)
D Aid Given or Received N - None
 Mutual Aid Code Their FDID

 Their State Their Inc. #

E₁ Dates & Times
 Date Time
 Alarm 10/16/2011 01:00
 Time Out 10/16/2011 01:02
 Arrival 10/16/2011 01:09
 Controlled 10/16/2011
 Last Unit 10/16/2011 05:00

E₂ Shift & Alarms
AA 1 6 24
 Shift Alarms District Alarm Box

E₃ Special Studies
24 24
 Special Study ID Special Study Value

F Actions Taken
 1 78 - Control traffic
 2
 3

G₁ Resources
 Check if Apparatus or Personnel form is

	Apparatus	Personnel
Suppression	<u>1</u>	<u>4</u>
EMS	<u>0</u>	<u>0</u>
Other	<u>0</u>	<u>0</u>
Personnel Not on Apparatus		<u>5</u>
Total Personnel		<u>9</u>

 Includes Aid from Resources

G₂ Est. Dollar Losses & Values
LOSSES:
 Property
 Contents
PRE-INCIDENT VALUE
 Property
 Contents

Completed Modules
 FIRE-2 HazMat-7
 Structure-3 Wildland Fire-8
 Civilian Fire Cas.-4 Apparatus-9
 Fire Serv. Casualty-5 Personnel-10
 EMS-6 Arson-11

H₁ Casualties
 Deaths Injuries
 Fire Service 0 0
 Civilian 0 0

H₂ Detector
H₃ Hazardous Materials Release
 Mixed Use Property

J Property Use 961 - Highway or divided highway

K₁ Person/Entity

 Business name (if applicable) Phone Number
MR DONALD J MILLER
 Mr., Ms, Mrs. First Name MI Last Name Suffix
407 PLANTATION RD
 Number Prefix Street or Highway Street Type Suffix
 KEY ALRGO FL 33037-
 Post Office Box Apt/Suite/Room City State Zip Code

K₂ Owner

Business name (if applicable)		Phone Number	
MR	DONALD	J	MILLER
Mr., Ms, Mrs.	First Name	MI	Last Name
407		PLANTATION	RD
Number	Prefix	Street or Highway	Street Type
			Suffix
		KEY ALRGO	FL
Post Office Box	Apt/Suite/Room	City	State
			33037-
			Zip Code

L Remarks For Additional Notes, Please Run the Report Entitled "User Defined and Notes"

UPON ARRIVAL, S24 FOUND A SINGLE VEHICLE VERSUS A PEDESTRIAN. VEHICLE WAS ON THE SIDE OF THE ROAD FACING SOUTH ON THE NORTHBOUND LANE. RESCUE 23 CONFIRMED A FATALITY. S24 ASSISTED MONROE COUNTY SHERIFF'S OFFICE AND FLORIDA HIGHWAY PATROL WITH TRAFFIC CONTROL. MEDICAL EXAMINER ARRIVED AT 0330 HRS. S24 REMAINED ON SCENE UNTIL THE INVESTIGATION WAS COMPLETED.

M Authorization

00000088-GARRIDO, DAVID		LIEUTENANT SOUTH	Command	10/16/2011
Officer in Charge	Signature	Rank	Assignment	Date
00000088-GARRIDO, DAVID		LIEUTENANT SOUTH	Command	10/16/2011
Member Making Report	Signature	Rank	Assignment	Date

R RedAlert(tm) Specific

24	24				
STATION ALARM	SA				

A	38061	Key Largo Fire Rescue	FL	10/16/2011	24	2011-000370	000	NFIRS - 1 K1 - Cont.
	FDID	Fire Department	Stat	Incident Date	Station	Incident Number	Exposure	

K1 Person/Entity

Type		Business name (if applicable)				Phone Number	
MR	DONALD	J	MILLER			Suffix	
Mr., Ms, Mrs.	First Name	MI	Last Name			Suffix	
407		PLANTATION			RD	Suffix	
Number	Prefix	Street or Highway			Street Type	Suffix	
			KEY LARGO			FL	33037-
Post Office Box	Apt/Suite/Room	City			State	Zip Code	
PCR Number							

Other Vehicles Involved in Accident

DO - Dodge	11 - Automobile, passenger car, ambulance, race car			
Mobile Property Type	Mobile Property Make			
GRAND CARAVAN	2007	503PCC	FL	1D4GP24R57B2
Mobile Property Model	Year	License Plate Number	State	VIN Number

Key Largo Fire Rescue

Incident Run Log

Fire Department: 38061
 Companies: All
 Date Range: From 10/01/2011 to 10/31/2011
 Box/Zone/ Code: All
 District: All
 Situation Found: All
 Exclude Mutual Aids: No
 Exclude Exposures: No

Incident#	Date	Time	Address	Apt#	Situation Found	Number Attending
2011-000367-00	10/03/2011	21:23	291 ST THOMAS		Alarm system activation, no	8
UPON ARRIVAL, E24 FOUND A TWO STORY CBS RESIDENTIAL STRUCTURE. NO SMOKE OR FLAMES WERE VISIBLE. E24 INVESTIGATED WITH THE SHERIFF'S OFFICE DEPUTIES. AFTER FURTHER INVESTIGATION, THE RESIDENTIAL AREA WA CODE 5, ALL CLEAR.						
2011-000368-00	10/10/2011	17:55	16 SNAPPER		False alarm or false call,	6
UPON ARRIVAL NOTHING SHOWING, LT25 MET WITH HOME OWNER WHO ADVISED SHE WAS COOKING AND SMOKE ACTIVATED DETECTOR. AFTER INVESTIGATION NO HAZARDS WERE FOUND. E25, E25 CLEARED SCENE.						
2011-000369-00	10/04/2011	17:39	105 VALOIS		Smoke from barbecue, tar	5
Upon arrival, E-25 investigated and found smoke was coming from homeowner BBQ.						
2011-000370-00	10/16/2011	01:00	970000 OVERSEAS	MILLER	Motor vehicle/pedestrian	9
UPON ARRIVAL, S24 FOUND A SINGLE VEHICLE VERSUS A PEDESTRIAN. VEHICLE WAS ON THE SIDE OF THE ROAD FACING SOUTH ON THE NORTHBOUND LANE. RESCUE 23 CONFIRMED A FATALITY. S24 ASSISTED MONROE COUNTY SHERIFF'S OFFICE AND FLORIDA HIGHWAY PATROL WITH TRAFFIC CONTROL. MEDICAL EXAMINER ARRIVED AT 0330 HRS. S24 REMAINED ON SCENE UNTIL THE INVESTIGATION WAS COMPLETED.						
2011-000371-00	10/08/2011	22:05	447 LIME		Power line down	10
ENGINE24 ARRIVED AT 447 LIME DRIVE AND FOUND A TREE HAD FALLEN ONTO THE RESIDENCE AND PULLED DOWN THE POWER LINE. ENGINE 24 ADVISED DISPATCH TO CONTACT THE ELECTRIC COMPANY. ENGINE 24 CONTINUED DRIVING AROUND THE NEIGHBORHOOD TO SURVEY ANY OTHER DAMAGE. NO SIGNIFICANT DAMAGE NOTED FROM OTHER THAN THE ORIGINAL LOCATION.						
2011-000372-00	10/08/2011	00:19	795 BOTSWICK		Power line down	6
ENGINE 24 ARRIVED AT 795 BOTSWICK DRIVE AND FOUND A BRANCH ON TOP OF TWO TELEPHONE CABLES. NO HAZARDS WERE FOUND. ENGINE 24 NOTIFIED THE ELECTRIC COMPANY.						
2011-000373-00	10/14/2011	19:38	364 KING		Unauthorized burning	6
UPON ARRIVAL IN AREA E25 ATTEMPTED TO LOCATED ORIGIN OF SMELL. LOCATED SOURCE AT 364 KING AVE. HOMEOWNER HAD BE BURNING LEAVES IN OPEN FIRE PIT. HOMEOWNER HAD ALREADY PUT FIRE OUT. ADDED MORE WATER TO AVOID REKINDLE. HOME OWNER WAS ADVISED THAT HE WAS DOING AN ILLEGAL BURN AND TO NOT RESTART PIT BURN.						
2011-000374-00	10/13/2011	20:28	430 LAGUNA		False alarm or false call,	8
UPON ARRIVAL TO 430 LAGUNA AVE S24 AND E25 FOUND A 2 STORY RESIDENTIAL STRUCTURE WITH A AUDIBLE ALARM WITH OUT ANY SIGNS OF SMOKE OR FIRE. HOME OWNER WAS CONTACTED AND STATED "I WILL BE RIGHT OVER TO TURN OFF THE ALARM". HOME OWNER ARRIVED AND DISABLED ALARM.						
2011-000375-00	10/14/2011	21:02	134 THERMO		False alarm or false call,	7
UPON ARRIVAL E24 FOUND FLAMES VISIBLE OFFSHORE APPROX. 500 FEET. BOAT OWNER EXTINGUISHED FIRE. E24 STAGED AT THERMO ST. UNTIL WATER RESCUE 25 INVESTIGATED AND TERMINATED COMMAND.						
2011-000376-00	10/18/2011	16:05	107 OVERSEAS	REYNOLDS	Motor vehicle accident with	4
UPON ARRIVAL S24 SECURED SCENE OF 1 VEHICLE AND FOUND NO HAZARDS. S24 CREW ASSISTED R23 WITH PATIENT. S24 RELEASED SCENE TO FHP WITH OUT INCIDENT.						
2011-000377-00	10/20/2011	21:00	BASS		Unauthorized burning	5
CANCELED ENROUTE BY BC24.						
2011-000378-00	10/21/2011	09:39	BASS	HERNANDEZ	Unauthorized burning	2
UPON ARRIVAL NOTHING SHOWING. PRIOR FIRE IN CONTAINER, REKINDLED BUT WAS PUT OUT BY HOME OWNER PRIOR TO E25 ARRIVAL. OWNER WAS ADVISED OF ILLEGAL BURN.						
2011-000379-00	10/23/2011	15:30	101000 OVERSEAS		Attempted burning, illegal	8
UPON ARRIVAL, E24 FOUND A 2 X 2 DEBRIS SMOLDERING. E24 FOUND A HOMELESS PERSON LIVING NEAR BY THE AREA. THE SUBJECT HAS A 5 GALLON GASOLINE CONTAINER NEXT TO HIM. SUBJECT STATES THAT THE DEBRIS WAS IN HIS WAY AND THOUGHT HE CAN BURN IT. E24 ADVISED SUBJECT THAT IT IS ILLEGAL TO BURN TRASH AND WAS GOING TO CONTACT LAW ENFORCEMENT IF OFFENSE WAS REPEATED. E24 USED THE WATER EXTINGUISHER TO EXTINGUISH THE FIRE.						
2011-000380-00	10/23/2011	17:44	104801 OVERSEAS		EMS call, excluding vehicle	6
E25 AND RESCUE 23 WERE DISPATCHED FOR A FALL OVER 15 FEET AT 128 1ST ROAD. E24 RESPONDED ROUTINE TO KEY LARGO ELEMENTARY SCHOOL TO START SURVEYING THE AREA FOR POSSIBLE TRAUMA ALERT. AFTER RESCUE 23 DECLARED A TRAUMA ALERT, E24 CONTACTED AIR RESCUE SOUTH TO TRANSPORT THE PATIENT TO JACKSON TRAUMA CENTER,. UPON AIR RESCUE SOUTH ARRIVAL, RESCUE 23 TRANSFERRED CARE OVER TO MIAMI DADE FIRE RESCUE FLIGHT MEDIC WITH OUT INCIDENT.						
2011-000381-00	10/24/2011	12:05	21 MARLIN		Medical assist, assist EMS	3

Incident#	Date	Time	Address	Apt#	Situation Found	Number Attending
RESCUE 23 WAS DISPATCHED TO A MEDICAL CALL. RESCUE 23 REQUESTED E24 TO RESPOND FOR ASSISTANCE. UPON E24 ARRIVAL, E24 ASSISTED RESCUE 23 IN PATIENT ASSESSMENT AND LOADED THE PATIENT INTO THE RESCUE UNIT. E24 CREW MEMBER RODE INSIDE THE RESCUE UNIT TO ASSIST THE PARAMEDIC.						
2011-000382-00	10/21/2011	15:27	187 LORELANE		Alarm system activation, no	4
E-24 arrival, nothing showing. E-24 established command and began investigating. Homeowner informed E-24 crew that alarm was set off unintentionally. E-24 crew reset alarm and went back in service.						
2011-000383-00	10/23/2011	03:34	102.5 OVERSEAS		Gasoline or other	4
Upon arrival E-24 found three gallon fuel spill at pump # . Used one bag of absorbent to remove all hazards.						
2011-000384-00	10/21/2011	23:50	99 OVERSEAS		Medical assist, assist EMS	8
S-24 made arrival to a car vs pedestrian incident. S-24 and E-24 crews assisted R-23 and R-123 crews. S-24 was back inservice.						
2011-000385-00	10/23/2011	17:44	128 1ST		Rescue, EMS incident,	6
E25 WAS DISPATCHED TO A WHITE MALE FELL FROM A TREE. E25 CREW TOOK VITALS AND SECURED CSPINE UNTIL R23 ARRIVED AND TOOK OVER PT CARE. E25 THEN PROCEEDED TO THE HELISPOT TO ASSIST E24.						
2011-000386-00	10/27/2011	13:21	101400 OVERSEAS		Motor vehicle accident with	4
S24 ARRIVAL AT MM 101.4 TO FIND A MOTORCYCLE DOWN. S24 SECURED THE SCENE. DIVERTED TRAFFIC TO TURNING LANE. S24 PLACED CONES TO SECURE AREA, USED KITTY LITTER ON OIL SPILL FROM MOTORCYCLE. S24 COMMAND DECLARED A TRAUMA ALERT AND HAD E25 RESPOND TO THE RANGER STATION TO ESTABLISH A LZ. S24 ASSISTED RESCUE 23 IN PATIENT PACKAGING. S24 REROUTED TO LZ AFTER OPENING SOUTHBOUND LANES.						
2011-000387-00	10/27/2011	13:50	98650 OVERSEAS		Rescue, EMS incident,	8
S24 ARRIVAL AT THE RANGER STATION. S24 ASSISTED E25 IN SECURING AND ESTABLISHING A LZ. S24 PERSONNEL ASSISTED RESCUE 23 WITH PATIENT TRANSFER TO AIR RESCUE SOUTH (MIAMI DADE FIRE RESCUE).						
2011-000388-00	10/28/2011	13:30	101000 OVERSEAS	CHACON	Vehicle accident, general	3
UPON ARRIVAL, S24 FOUND TWO VEHICLES, MINOR DAMAGES. ALL PATIENTS WERE AMBULATORY. NO HAZARDS OR DEBRIS NOTED. S24 ASSISTED LAW ENFORCEMENT AND RESCUE 23 WITH TRANSLATION.						
2011-000389-00	10/28/2011	10:22	21 OCEAN BAY		Medical assist, assist EMS	2
E-24 assist rescue 23 with one pt E-24 returned to service at 10:40 and Lt 24 stayed with r-23 to help transport the pt to mariners hospital.						
2011-000390-00	10/29/2011	21:39	98650 OVERSEAS		EMS call, party transported	5
RESPONDED TO RANGER STATION TO SET UP HELISPOT. HELISPOT WAS CANCELED DUE TO POOR VIABILITY INTO THE KEYS.						
2011-000391-00	10/30/2011	13:35	1 EAST	SILVA	Ring or jewelry removal	1
PT WALKED INTO KEY LARGO FIRE STATION 24 REQUESTING WEDDING RING REMOVAL. LT. E. FUNDORA ASSISTED PT WITH RING CUTTER AND REMOVED RING FROM FINGER. RING WAS REMOVED WITH OUT INCIDENT.						
2011-000392-00	10/31/2011	19:46	979501 OVERSEAS		Arcing, shorted electrical	3
UPON ARRIVAL LOCATED ARCHING WIRES ON TOP OF SERVICE POLE. NOTIFIED COOP, STAYED ON SCENE UNTIL COOP ARRIVAL.						

Total Incidents: 26

Key Largo Fire Rescue

Period: From 10/01/2011 to 10/31/2011

NFPA Survey Report

FIRE IN STRUCTURES BY FIXED PROPERTY USE (OCCUPANCY) (All in Section A Incident Type 110-129)	Number of Fires	Number of Civilian Fire Casualties. If none, write 0.		Estimated Property Damage from Fire. If no loss, write 0.
		Deaths	Injuries	
1. Private Dwellings (1 or 2 family), Including mobile homes (FPU 410-419)	0	0	0	\$0
2. Apartments (3 or more families) FPU 429 or FPU 439)	0	0	0	\$0
3. Hotels and Motels (FPU 449)	0	0	0	\$0
4. All other residential (dormitories, boarding houses, tents, etc.) (FPU 459-499)	0	0	0	\$0
5. TOTAL OTHER RESIDENTIAL FIRES (SHOULD BE SUM OF LINES 1 THROUGH 4)	0	0	0	\$0
6. Public Assembly (church, restaurant, clubs, etc.) (FPU 100-199)	0	0	0	\$0
7. Schools and Colleges (FPU 200-299)	0	0	0	\$0
8. Health Care and Penal Institutions (hospitals, nursing homes, prisons, etc.) (FPU 300-399)	0	0	0	\$0
9. Stores and Offices (FPU 500-599)	0	0	0	\$0
10. Industry, Utility, Defense, Laboratories, Manufacturing (FPU 600-799)	0	0	0	\$0
11. Storage in Structures (barns, vehicle storage garages, general storage, etc.) (FPU 800-899)	0	0	0	\$0
12. Other Structures** (outbuildings, bridges, etc.) (FPU 900-999)	0	0	0	\$0
13. TOTALS FOR STRUCTURE FIRES (SHOULD BE SUM OF LINES 5 THROUGH 12)	0	0	0	\$0
B. OTHER FIRE AND INCIDENTS				
14a. Fires in Highway Vehicles (autos, trucks, buses, etc.) (IT 131-132, 136-137)	0	0	0	\$0
14b. Fires in Other Vehicles (planes, trains, ships, construction or farm vehicles, etc.) (IT 130, 133-135, 138)	0	0	0	\$0
15. Fires outside of Structures with Value Involved, but Not Vehicles (outside storage, crops, timber, etc. (IT 140, 141, 161, 162, 164, 170-173)	0	0	0	\$0
16. Fires in Brush, Grass, Wildland (excluding crops and timber) with no value involved. (IT 142-143)	0	0	0	
17. Fires in Rubbish, Including Dumpsters (outside of structures), with no value involved. (IT 150-155)	0	0	0	
18. All Other Fires. (IT 100, 160, 163)	0	0	0	\$0
19. TOTAL FOR FIRES (SHOULD BE SUM OF LINES 13 THROUGH 18)	0	0	0	\$0
20. Rescue, Emergency Medical Responses (ambulance, EMS, rescue) (IT 300-381)	9			
21. False Alarm Responses (malicious or unintentional false calls, system malfunctions, bomb scares) (IT 700-746)	5			
22. Mutual Aid or Assistance Responses Given	0			
23a. Hazardous Materials Responses (spills, leaks, etc.) (IT 410-431)	1			
23b. Other Hazardous Conditions (arcing wires, bomb removal, power line down, etc.) (IT 440-482, 400)	5			
24. All Other Responses (smoke scares, lock-outs, animal rescues, etc.) (IT 200-251, 500-699, 800-911)	6			
25. TOTAL FOR ALL INCIDENTS (SHOULD BE SUM OF LINES 19 THROUGH 24)	26			

Based on what is reported in lines 5 and 13 for number of fire above, please report separately:

Confined fires (e.g., cooking fires confined to cooking vessel, or chimney fire that did not spread beyond chimney, or confined trash fires) IIT 113 - 118), and Nonconfined fires (IT 110 - 112, 120 - 123).

	Number of Confined Fires	Number of Nonconfined Fires
5. Residential Fires (line 5 above)	0	0
13. Structure Fires (line 13 above)	0	0

BREAKDOWN OF FALSE ALARM RESPONSES

Type of Fire Alarm	Number of Incidents
1. Malicious, Mischievous False Call (IT 710-715)	0
2. System Malfunction (IT 700-739)	0
3. Unintentional (tripping on interior device accidentally etc.) (IT 740-749)	0
4. Other False Alarms (bomb scares, etc.) (IT 721, 700)	3

Key Largo Fire Rescue

Fire Department: 38061
 Companies: All
 Date Range: From 10/10/2011 to 10/31/2011
 Box/Zone/ Code: All
 District: All
 Situation Found: All
 Exclude Mutual Aids: No
 Exclude Exposures: No

Incident Totals by Time of Day

Time of Day	Call Count	Avg Atten
00:00 - 00:59	0	0.0
01:00 - 01:59	1	9.0
02:00 - 02:59	0	0.0
03:00 - 03:59	1	4.0
04:00 - 04:59	0	0.0
05:00 - 05:59	0	0.0
06:00 - 06:59	0	0.0
07:00 - 07:59	0	0.0
08:00 - 08:59	0	0.0
09:00 - 09:59	1	2.0
10:00 - 10:59	1	2.0
11:00 - 11:59	0	0.0
12:00 - 12:59	1	3.0
13:00 - 13:59	4	4.0
14:00 - 14:59	0	0.0
15:00 - 15:59	2	6.0
16:00 - 16:59	1	4.0
17:00 - 17:59	3	6.0
18:00 - 18:59	0	0.0
19:00 - 19:59	2	4.5
20:00 - 20:59	1	8.0
21:00 - 21:59	3	5.7
22:00 - 22:59	0	0.0
23:00 - 23:59	1	8.0

Key Largo Fire Rescue

Incident Totals by Day of Week

Fire Department: 38061
 Companies: All
 Date Range: From 10/01/2011 to 10/31/2011
 Box/Zone/ Code: All
 District: All
 Situation Found: All
 Exclude Mutual Aids: No
 Exclude Exposures: No

Day of Week	Totals	Avg. Attend
Sunday	6	6
Monday	4	5
Tuesday	2	5
Wednesday	0	0
Thursday	4	6
Friday	7	5
Saturday	3	7

Key Largo Fire Rescue

Incident Totals by Month of Year

Fire Department: 38061

Companies: All

Date Range: From 10/01/2011 to 10/31/2011

Box/Zone/ Code: All

District: All

Situation Found: All

Exclude Mutual Aids: Yes

Exclude Exposures: No

Month	Totals	Cumul.	Average Attend.
January	0	0	0
February	0	0	0
March	0	0	0
April	0	0	0
May	0	0	0
June	0	0	0
July	0	0	0
August	0	0	0
September	0	0	0
October	25	25	5
November	0	25	0
December	0	25	0

Key Largo Fire Rescue

Incident Totals by Month of Year

Fire Department: 38061

Companies: All

Date Range: From 10/01/2011 to 10/31/2011

Box/Zone/ Code: All

District: All

Situation Found: All

Exclude Mutual Aids: Yes

Exclude Exposures: No




Month	Totals	Cumul.	Average Attend.
January	0	0	0
February	0	0	0
March	0	0	0
April	0	0	0
May	0	0	0
June	0	0	0
July	0	0	0
August	0	0	0
September	0	0	0
October	25	25	5
November	0	25	0
December	0	25	0

Key Largo Fire Rescue



Fire Department: 38061
 Companies: All
 Date Range: From 10/01/2011 to 10/31/2011
 Box/Zone/ Code: All
 District: All
 Situation Found: All
 Exclude Mutual Aids: No
 Exclude Exposures: No

Incident Response Performance Analysis





Response Time

Response Time (Minutes)	Number of Incidents	Totals	Additional
0 - 1		19	Longest Time: 4.0 Incident#: 2011-000384
2 - 3		6	
4 - 5		1	Average Time: 1.0
6 - 7		0	
8 - 9		0	
> 10		0	

Apparatus Travel Time

Travel Time (Minutes)	Number of Incidents	Totals	Additional
0 - 4		18	Longest Time: 8.0 Incident#: 2011-000392
5 - 9		8	
10 - 14		0	Average Time: 3.4
15 - 19		0	
20 - 24		0	
> 25		0	

Incident Length

Incident Length (Minutes)	Number of Incidents	Totals	Additional
0 - 29		15	Longest Time: 231.0 Incident#: 2011-000370
30 - 59		7	
60 - 89		3	Average Time: 38.8
90 - 119		0	
120 - 149		0	
> 150		1	

Key Largo Fire Rescue

Fire Department: 38061
 Companies: All
 Date Range: From 10/01/2011 to 10/31/2011
 Box/Zone/ Code: All
 District: All
 Situation Found: All
 Exclude Mutual Aids: No
 Exclude Exposures: No

Totals and Average Attendance by Incident Type

Code and Description	Incident Count		Number Attend		Average Attend		Total Length		Average Length		Average Man Hrs		Total Man Hrs	
	Count		Attend		Attend		Length		Length		Man Hrs		Man Hrs	
300-Rescue, EMS incident, other	2		14		7.00		1.9		0.94		6.17		12.34	
311-Medical assist, assist EMS crew	3		13		4.33		1.5		0.49		2.21		6.64	
321-EMS call, excluding vehicle accident with injury	1		6		6.00		1.4		1.43		8.58		8.58	
322-Motor vehicle accident with injuries	2		8		4.00		1.6		0.81		3.24		6.48	
323-Motor vehicle/pedestrian accident (MV Ped)	1		9		9.00		4.0		4.00		36.00		36.00	
411-Gasoline or other flammable liquid spill	1		4		4.00		0.6		0.60		2.40		2.40	
444-Power line down	2		16		8.00		1.8		0.89		8.00		16.00	
445-Arcing, shorted electrical equipment	1		3		3.00		0.5		0.48		1.44		1.44	
463-Vehicle accident, general cleanup	1		3		3.00		0.8		0.83		2.49		2.49	
480-Attempted burning, illegal action, other	1		8		8.00		0.5		0.50		4.00		4.00	
512-Ring or jewelry removal	1		1		1.00		0.0		0.00		0.00		0.00	
561-Unauthorized burning	3		13		4.33		0.6		0.20		1.09		3.26	
653-Smoke from barbecue, tar kettle	1		5		5.00		0.8		0.77		3.85		3.85	
661-EMS call, party transported by non-fire agency	1		5		5.00		0.8		0.85		4.25		4.25	
700-False alarm or false call, other	3		21		7.00		1.4		0.47		3.32		9.97	
745-Alarm system activation, no fire - unintentional	2		12		6.00		0.5		0.23		1.36		2.72	
Blank: No Code Entered	0		0		0.0		0.0		0.00		0.00		0.00	
Incorrect Entry	0		0		0.0		0.0		0.00		0.00		0.00	
Totals and Averages for All Codes:	26		141		5.42		18.69		0.72		4.63		120.42	

Your department started using NFIRS 5.0 on 01/01/2000. This means that
 the report uses the NFIRS 5.0 Code Set.